

# INDIGO NXT

SMARTER ICE **STARTS HERE**



# INDIGO NXT CUBE ICE MACHINES


Indigo NXT® delivers smarter ice management with natural refrigerant, reduced water use, and intelligent Bluetooth® controls – **simplifying ownership while maximizing long-term value.**



**BIOFILM PROTECTION**  
Optional LuminIce II helps inhibit viruses and bacteria.



**CONTAMINATION CONTROL**  
A tightly sealed food zone helps reduce exposure.



**UPDATED OPERATING SYSTEM**  
The new system helps reduce water consumption.



**BLUETOOTH® CONNECTIVITY**  
For quick setup and instant machine information.



**INTUITIVE DISPLAY**  
The touchscreen provides guided setup.



**MANITOWOC BRAND**  
Hardworking performance. Lasting quality.



## SUSTAINABILITY BUILT IN

- **Natural Refrigerants:** Lower environmental impact.
- **Smart Water Management:** Up to 22% less water use.
- **Programmable Production:** Make only what you need, avoid peak rates.



## SANITATION MADE SIMPLE

- **Easy-Clean Design:** All-white interior, front-facing evaporator.
- **LuminIce® II:** Optional protection against bacteria and yeast.
- **AlphaSan® Antimicrobial:** Integrated food-zone protection.



## LOWER LIFETIME COST

- **Bluetooth Connectivity:** Real-time status, alerts, and diagnostics.
- **Copper Evaporator:** Improves heat transfer for faster ice production, leading to energy efficiency.
- **DuraTech™ Exterior:** A durable finish that stands up to daily wear.



## DESIGNED FOR SIMPLER SERVICE

- **Hinged Front Panel:** Fast access to key components.
- **easyTouch® Display:** Intuitive controls and service diagnostic.
- **Tool-Free Food Zone:** Snap-fit components for easy removal.

# EASY TOUCH DISPLAY

## HOME SCREEN STATUS

The ice machine will always display one of the five status at all times.

## DATE AND TIME

Setting the local time and date is important for programming capability of the ice machine.

## ALERTS

Triangle icon will appear to alert the operator of a potential issue. One touch of the icon will explain the cause.

## MESSAGE

An envelope icon will appear in the display when there is a reminder set on the machine. (When locked the menu is locked out and only "read only" is available).

## MAIN MENU

The menu icon lets you access the main menu and sub menus.

## LOCK

When the lock appears on the screen, the screen is "locked" and the display cannot be accessed. (Software version 8.7 and beyond, will lock the menu only).

## SANITATION

Provides peace of mind that your sanitation system is working (if equipped with LuminIce<sup>®</sup> II).



## ASSET INFO

The information icon, provides you with all the asset information about the machine.

## CONTACT INFO


One press will take you to the QR code to access the service locator, or the local installer.

## START-UP WIZARD

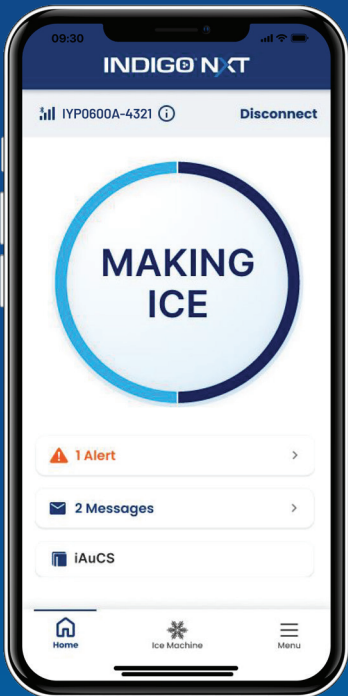
The Wizard walks the installer or operator through operational screens to take advantage of the features and capabilities Indigo NXT ice machine offers.

# MANITOWOC ICE APP

Compatible with select Indigo NXT machines. To check if your unit is compatible, look for a Bluetooth sticker on the front panel or navigate to the settings menu – if you see a Bluetooth icon, your machine is ready to pair.

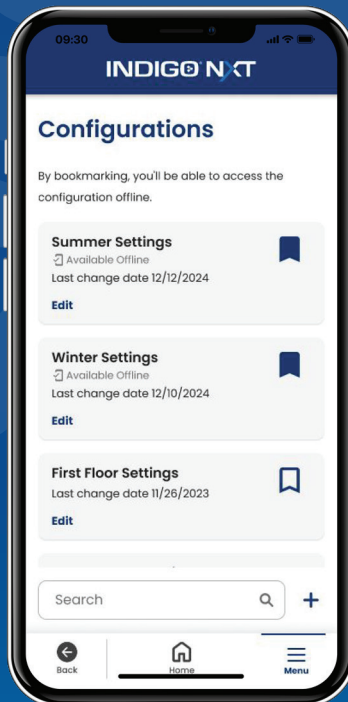


Pair your Indigo NXT and access tools at your fingertips – get the App!



## AT-A-GLANCE STATUS

View machine status, alerts, and cleaning history instantly



## SMART SCHEDULING AND SETUP

Program production to reduce energy costs and reuse settings across units to make setup faster



## FASTER SERVICE

Real-time data and remote diagnostics speed troubleshooting

# INDIGO NXT CUBERS



## 22" WIDE



**iP0420 +  
D320 Bin**



**iP0620 +  
D420 Bin**

Ice Production†	466 lbs	211 kgs	537 lbs	244 kgs
Ice Storage Capacity	264 lbs	120 kgs	383 lbs	174 kgs
Height with Bin	59.5 in	151.1 cm	71.5 in	181.6 cm
Width	22.0 in	55.9 cm	22.0 in	55.9 cm
Depth with Bin	34.0 in	86.4 cm	34.0 in	86.4 cm

## 30" WIDE



**iP0300 +  
D400 Bin**



**iP0450 +  
D400 Bin**



**iP0500 +  
D400 Bin**



**iP0600 +  
D400 Bin**



**iP0800 +  
D570 Bin**



**iP1000 +  
D570 Bin**



**iT1200 +  
D570 Bin**

Ice Production†	325 lbs	147.4 kgs	478 lbs	216 kgs	516 lbs	234 kgs	672 lbs	304.8 kgs	781 lbs	354 kgs	985 lbs	447 kgs	1213 lbs	550 kgs
Ice Storage Capacity	365 lbs	165 kgs	365 lbs	165 kgs	365 lbs	165 kgs	365 lbs	165 kgs	532 lbs	241 kgs	532 lbs	241 kgs	532 lbs	241.1 kgs
Height with Bin	54.5 in	138.4 cm	59.5 in	151.1 cm	59.5 in	151.1 cm	59.5 in	151.1 cm	76.5 in	194.3 cm	79.5 in	201.9 cm	79.5 in	201.9 cm
Width	30.0 in	76.2 cm	30.0 in	76.2 cm	30.0 in	76.2 cm	30.0 in	76.2 cm	30.0 in	76.2 cm	30.0 in	76.2 cm	30.0 in	76.2 cm
Depth with Bin	34.0 in	86.4 cm	34.0 in	86.4 cm	34.0 in	86.4 cm	34.0 in	86.4 cm	34.0 in	86.4 cm	34.0 in	86.4 cm	34.0 in	86.4 cm

# INDIGO NXT CUBERS



**48" WIDE**



**iT1500 +  
D970 Bin**



**iT1900 +  
D970 Bin**

Ice Production†	1931 lbs	876 kgs	1965 lbs	891 kgs
Ice Storage Capacity	882 lbs	400 kgs	882 lbs	400 kgs
Height with Bin	79.5 in	201.9 cm	79.5 in	201.9 cm
Width	48.0 in	121.9 cm	48.0 in	121.9 cm
Depth with Bin	34.0 in	86.3 cm	34.0 in	86.3 cm

## REMOTE AIR-COOLED



	<b>iF0500N + D570 Bin</b>		<b>iT0750N + D570 Bin</b>		<b>iT0900N + D570 Bin</b>		<b>iT1200N + D570 Bin</b>		<b>iT1500N + D970 Bin</b>		<b>iT1900N + D970 Bin</b>	
Ice Production†	525 lbs	238 kgs	720 lbs	302 kgs	837 lbs	380 kgs	1215 lbs	551 kgs	1817 lbs	824 kgs	2020 lbs	916 kgs
Ice Storage Capacity	532 lbs	241.3 kgs	532 lbs	241.3 kgs	532 lbs	241.3 kgs	532 lbs	241.1 kgs	882 lbs	400 kgs	882 lbs	400 kgs
Height with Bin	71.5 in	181.6 cm	71.5 in	181.6 cm	76.5 in	194.3 cm	79.5 in	201.9 cm	79.5 in	201.9 cm	79.5 in	201.9 cm
Width	30.0 in	76.2 cm	30.0 in	76.2 cm	30.0 in	76.2 cm	30.0 in	76.2 cm	48.0 in	121.9 cm	48.0 in	121.9 cm
Depth with Bin	34.0 in	86.4 cm	34.0 in	86.4 cm	34.0 in	86.4 cm	34.0 in	86.4 cm	34.0 in	86.3 cm	34.0 in	86.3 cm
Remote Condenser	JCF0500		JCT1200		JCT1200		JCT1200		JCT1500		JCT1500	

† Regular cube is only available with iP0620 and iP0500.

‡ Half-dice pounds produced per day. Approximate ice-making capacity based on air-cooled condense unit at 70°F/21°C air and 50°F/10°C water. Ice machine and bin ordered separately.

# INDIGO NXT QUIETQUBE



Indigo NXT QuietQube® ice machines feature roof-mounted compressor and fan components to reduce noise and heat. Their patented CVD® (Cool Vapor Defrost) technology uses cool vapor for ice harvest, enhancing reliability, efficiency, and output. The result is an ultra-quiet system—**up to 75% quieter than standard remote or self-contained models.**



CVD Condensing Unit\*

	iF0600C + D570 Bin		iF0900C + D570 Bin		iT1200C + D570 Bin	
Ice Production†	600 lbs	272 kgs	816 lbs	370 kgs	1155 lbs	525 kgs
Ice Storage Capacity	532 lbs	241 kgs	532 lbs	241 kgs	532 lbs	241 kgs
Height with Bin	71.5 in	181.6 cm	76.5 in	194.3 cm	79.5 in	201.9 cm
Width	30.0 in	76.2 cm	30.0 in	76.2 cm	30.0 in	76.2 cm
Depth with Bin	34.0 in	86.4 cm	34.0 in	86.4 cm	34.0 in	86.4 cm
Condensing Unit	CVDF0600		CVDT1400		CVDF1200	

	iF1400C + D970 Bin		iT1430C + D970 Bin		iF1800C + D970 Bin		iT1830C + D970 Bin		iF2100C + D970 Bin	
Ice Production†	1425 lbs	646 kgs	1437 lbs	652 kgs	1660 lbs	753 kgs	1874 lbs	850 kgs	1800 lbs	816 kgs
Ice Storage Capacity	882 lbs	400 kgs	882 lbs	400 kgs	882 lbs	400 kgs	882 lbs	400 kgs	882 lbs	400 kgs
Height with Bin	75.0 in	190.5 cm	75.0 in	190.5 cm	79.5 in	201.9 cm	79.5 in	201.9 cm	79.5 in	201.9 cm
Width	30.0 in	76.2 cm	30.0 in	76.2 cm	30.0 in	76.2 cm	30.0 in	76.2 cm	30.0 in	76.2 cm
Depth with Bin	34.0 in	86.4 cm	34.0 in	86.4 cm	34.0 in	86.4 cm	34.0 in	86.4 cm	34.0 in	86.4 cm
Condensing Unit	CVDF1400		CVDT1400		CVDF1800		CVDT1800		CVDF2100	

\* CVD Condensing Unit CVDF0600 to CVDT1830 34" W x 24.13" D x 25.75"H 86.4 x 61.3 x 65.4 cm.

† Half-dice pounds produced per day. Approximate ice-making capacity based on air-cooled condenser unit at 70°F/21°C air and 50°F/10°C water. Ice machine and bin ordered separately.

# INDIGO NXT DISPENSERS



Touchless, floor-standing ice dispensers designed for high sanitation standards in lodging, foodservice, and healthcare. Dispense up to 635 lbs of ice daily with a paddle wheel delivery system and lever-activated mechanism. SFA models include a built-in water valve for added convenience.

**Clean, quiet, and styled to fit any space.**



**iP0420  
SFA-192**



**iP0420  
SPA-162**



**iP0450  
SFA-292**



**iP0450  
SPA-312**

Ice Storage Capacity	120 lbs	54 kgs	120 lbs	54 kgs	180 lbs	82 kgs	180 lbs	82 kgs
Height with Ice Machine on Dispenser	75.5 in	191.8 cm	75.5 in	191.8 cm	82.0 in	208.3 cm	82.0 in	208.3 cm
Width	22.0 in	55.9 cm	22.0 in	55.9 cm	30.0 in	76.2 cm	30.0 in	76.2 cm
Depth with Dispenser	31.0 in	78.7 cm	31.0 in	78.7 cm	32.0 in	81.3 cm	32.0 in	81.3 cm

Ice machine and dispenser ordered separately.

# INDIGO NXT ICE/BEVERAGE SERIES



The Indigo NXT IB Series delivers high ice production in a compact 22" footprint with a slim 14" depth for easy access to beverage dispensers. Powered by patented CVD® technology, it **operates quietly and efficiently with minimal heat exhaust, and installs easily on most dispensers** using the proper adapter.

Ice/Beverage Series on Ice/Beverage Dispenser



	iBF0620C		iBF0820C		iBT1020C	
Ice Production*	675 lbs	306 kgs	825 lbs	374 kgs	1206 lbs	547 kgs
Height	24.0 in	61.0 cm	24.0 in	61.0 cm	30.5 in	77.5 cm
Width	22.0 in	55.9 cm	22.0 in	55.9 cm	22.0 in	55.9 cm
Depth	14.0 in	35.6 cm	14.0 in	35.6 cm	14.0 in	35.6 cm

\* Half-dice pounds produced per day. Approximate ice-making capacity based on air-cooled condense unit at 70°F/21°C air and 50°F/10°C water. Beverage dispenser must be sourced separately.

# ICE STORAGE BINS

These bins feature an elevated scoop holder for cleaner access, a patented hinge for hands-free door use, and a PVC base that protects against cleaning damage. The Duratech™ exterior resists fingerprints and outlasts stainless steel for a cleaner, longer-lasting finish.



**D320 Bin**



**D400 Bin**



**D420 Bin**



**D570 Bin**



**D970 Bin**

	D320 Bin		D400 Bin		D420 Bin		D570 Bin		D970 Bin	
Application Capacity	264 lbs	119 kgs	365 lbs	165 kgs	383 lbs	173 kgs	532 lbs	241 kgs	882 lbs	400 kgs
Height	38.0 in	96.5 cm	38.0 in	96.5 cm	50.0 in	127 cm	50.0 in	127 cm	50.0 in	127 cm
Width	22.0 in	55.9 cm	30.0 in	76.2 cm	22.0 in	55.9 cm	30.0 in	76.2 cm	48.0 in	121.9 cm
Depth	34.0 in	86.4 cm	34.0 in	86.4 cm	34.0 in	86.4 cm	34.0 in	86.4 cm	34.0 in	86.4 cm

# ICE STORAGE BINS LARGE CAPACITY

F-Style bins are high-capacity ice storage solutions with a sliding ice gate that minimizes spillage and enhances safety. Available in 30", 48", and 60" widths, they're ideal for busy commercial environments.



**F700 Bin**



**F1300 Bin**



**F1325 Bin\***



**F1650 Bin**



**FC1350 Bin**

	F700 Bin		F1300 Bin		F1325 Bin*		F1650 Bin		FC1350 Bin	
Application Capacity	639 lbs	290 kgs	1194 lbs	542 kgs	1238 lbs	562 kgs	1494 lbs	678 kgs	1304 lbs	591 kgs
Height	60.0 in	152.4 cm	65.0 in	165.1 cm	56.0 in	142.2 cm	65.0 in	165.1 cm	75.0 in	190.5 cm
Width	30.0 in	76.2 cm	48.0 in	121.9 cm	60.0 in	152.4 cm	60.0 in	152.4 cm	60.0 in	152.4 cm
Depth	31.0 in	78.7 cm	31.0 in	78.7 cm	31.0 in	78.7 cm	31.0 in	78.7 cm	40.0 in	101.6 cm
Snout Adds <sup>†</sup>	8.0 in	20.0 cm	8.0 in	20.0 cm	8.0 in	20.0 cm	8.0 in	20.0 cm	18.5 in	47.0 cm

Ice machine and adapters ordered separately. Ice storage application capacity is measured at 90% of the total volume in cu. ft x 33lbs/ft<sup>3</sup>.

\* F1325-3030 includes K603030 adapter for two 30" ice machines.

<sup>†</sup> After installation, F-Series bin door snout adds 8" to the depth; FC-Series bin door snout and carts add 18.5" to the depth.

# ACCESSORIES AND OPTIONS



## LuminIce® II Virus & Bacteria Inhibitor

- Creates “active air” to inhibit viruses, bacteria, mold, and yeast around the ice machine’s foodzone.
- Compatible with Indigo NXT and NEO series.
- Runs quietly 24/7, helping maintain a cleaner foodzone between regularly scheduled cleanings.
- Space-saving design fits inside the ice machine.



## iAuCS® Automatic Cleaning System

- Automates cleaning/sanitizing based on selected intervals (1-6 months).
- Compatible with Indigo NXT modular units.



## Arctic Pure Water Filters

- Triple-stage filtration with 0.5-micron silver carbon block and polyphosphates.
- Protects ice quality and machine performance.
- Quick-disconnect design.
- NSF 42/53 certified.
- Use with pre-filter for maximum efficiency and cartridge life.



## Vertical Discharge Remote Condensers

- Improves efficiency, increases ice output, and conserves energy.
- Compatible with Series 500-1900 ice machines.
- Includes ice maker, bin, condenser, and refrigerant lines.
- Optional “Q” suffix adds coil protection for salt spray environments.



## Multi-Mount External Scoop Holder (K00461)

- NSF-approved, tool-free assembly.
- Mounts 7 ways: bin (left/right, horizontal/vertical) or wall (horizontal/vertical).
- Works with D Bin scoop or LB-Style bins (K00482 hanger).
- Optional metal scoop available (K00463).



2110 South 26th Street | Manitowoc, WI 54220 | United States  
920.682.0161 | 920.683.7589 Fax | [manitowocice.com](http://manitowocice.com)

All indicated Pentair trademarks and logos are property of Pentair.  
Third party registered and unregistered trademarks and logos  
are the property of their respective owners.