

# **KOOLAIRE**

► FROM MANITOWOC

## **2026 PRICE LIST AMERICAS**

SUGGESTED LIST PRICES  
STANDARD EQUIPMENT  
AND ACCESSORIES

Effective April 1, 2026

**ENGINEERED FOR EASE**

## TABLE OF CONTENTS

Cube Machine . . . . .	3-4	Descaler and Sanitizer. . . . .	.6
Ice Storage Bins . . . . .	4	Water Filters. . . . .	6-7
Standard Remote Units and Tubing Kits . . . . .	.5	Accessories . . . . .	4
Bin Adapters & Ice Deflector Kits . . . . .	.5	Reference Tables. . . . .	.7

## NOTATIONS

Shipping weights are approximate.

## TERMS

### TERMS

Terms are as Company may extend to purchaser.

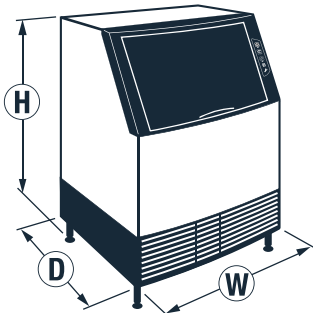
### PRICES

All prices and specifications are subject to change without notice.

## DIMENSION DRAWINGS

Height includes legs set at 6" (15.2 cm).

Legs adjust from 6" – 7.5" (15.2 – 19.1 cm)



## COMMERCIAL WARRANTY

This is a limited warranty. For full terms, visit [manitowocice.com/Service/Warranty](http://manitowocice.com/Service/Warranty) or call 920-682-0161.

- 3-year parts and labor coverage on ice machine, standard remote, bins and accessories.
- 5-year parts/labor coverage on Koolaire evaporators
- 5 years parts / 3 years labor coverage on Koolaire compressors

## RESIDENTIAL WARRANTY

This is a limited warranty. For full terms, visit [manitowocice.com/Service/Warranty](http://manitowocice.com/Service/Warranty) or call 920-682-0161.

- 1-year parts-and-labor

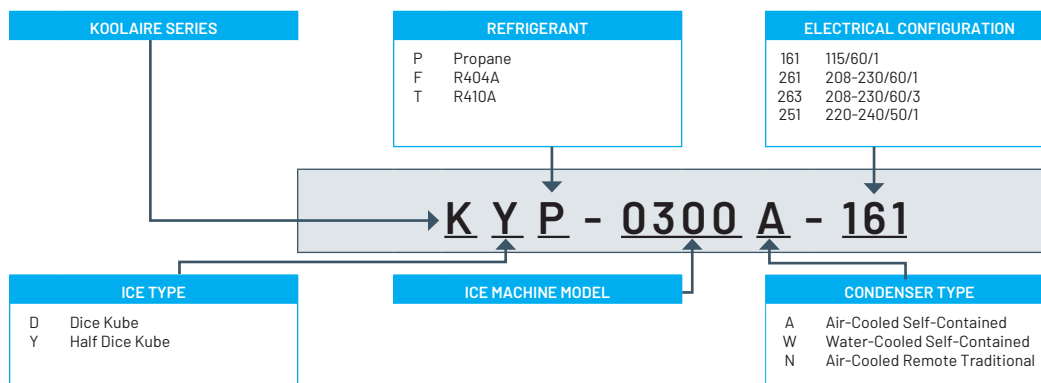
## ICE STYLES

- DICE:** 7/8" x 7/8" x 7/8"  
2.22 x 2.22 x 2.22 cm  
100% ice to water ratio.
- HALF-DICE:** 3/8" x 1 1/8" x 7/8"  
0.95 x 2.86 x 2.22 cm  
100% ice to water ratio.

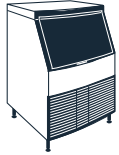
## ICE STORAGE CAPACITY

Koolaire Bins are AHRI certified. The calculation used to determine actual ice storage capacity varies among manufacturers, most use the AHRI standard. When the AHRI standard is not referenced, use cubic meters capacity for accurate comparison between manufacturer's models.

## READING MODEL NUMBERS



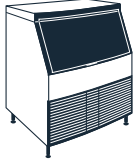
## UNDERCOUNTER



W 26" • D 26.5" • H 38.5"  
 (W 66 • D 67.3 • H 97.8 cm)  
 169 lbs (kgs) daily at 70/50°F\*  
 114 lbs (52 kgs) daily at 90/70°F\*

150	Model	Shipping Weight	115/60/1	208-230/60/1-261	208-230/60/3-263	230/50/1-251	Replaces Model
	KDF0150A	155 lbs (70.3 kgs)	\$5,843				
	KYF0150A	155 lbs (70.3 kgs)	\$5,843				

Application storage capacity 92 lbs (42kgs).  
 AHRI certified measured volume 3.1 cu. ft.

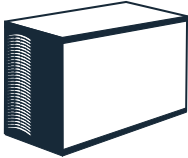


W 30" • D 28.15" • H 38.5"  
 W 76.2 • D 71.5 • H 97.8 cm  
 258 lbs (117 kgs) daily at 70/50°F\*  
 190 lbs (86 kgs) daily at 90/70°F\*

250	Model	Shipping Weight	115/60/1	208-230/60/1-261	208-230/60/3-263	230/50/1-251	Replaces Model
	KDP0250A	210 lb (95 kgs)	\$7,620				KDF0250A
	KYF0250A	210 lb (95 kgs)	\$7,620				

Application storage capacity 134 lbs (61 kgs).  
 AHRI certified measured volume 3.1 cu. ft.

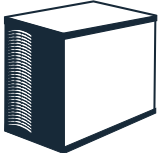
## ICE MACHINES



W30" • D 24.5" • H 21.5"  
 W 76.2 cm • D 62.2 cm • H 54.6 cm  
**KYP0300A**  
 366 lb (153kgs) 70/50°F\*  
 289 lbs (131 kgs) 90/70°F\*

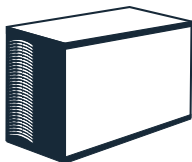
300	Model	Shipping Weight	115/60/1	208-230/60/1-261	208-230/60/3-263	230/50/1-251	Replaces Model
	KDP0300A★	137 lbs (63 kgs)	\$ 6,837				KDT0300A
	KYP0300A★	137 lbs (63 kgs)	\$6,837				KYT0300A

Application storage capacity 134 lbs (61 kgs).  
 AHRI certified measured volume 3.1 cu. ft.



W 22" • D 24.5" • H 21.5"  
 W 55.9 • D 62.2 • H 54.6 cm  
**KYT0420A**  
 450 lbs (204 kgs) 70/50°F\*  
 360 lbs (163 kgs) 90/70°F\*

420	Model	Shipping Weight	115/60/1-161	208-230/60/1-261	208-230/60/3-263	230/50/1-251	Replaces models
	KDP0420A	143 lbs (63.9 kgs)	\$7,606			\$ 7,639	KDT0420A
	KDT0420W	137 lbs (63 kgs)	\$7,794				KY0250A
	KYP0420A	145 lbs (65.8 kgs)	\$7,606			\$ 7,639	KYT0420A
	KYT0420W	140 lbs (63.5 kgs)	\$7,794				KY0420W

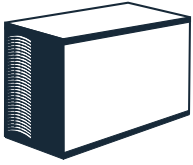


W 30" • D 24.5" • H 21.5"  
 W 76.2 • D 62.2 • H 54.6 cm  
**KYT0400A**  
 450 lbs (204 kgs) 70/50°F\*  
 350 lbs (159 kgs) 90/70°F\*  
**KYP0500A**  
 521 lbs (237 kgs) 70/50°F\*  
 425 lbs (193 kgs) 90/70°F\*  
**KYT0700A**  
 740 lb (336 kgs) 70/50F\*  
 580 lbs (263 kgs) 90/70F\*

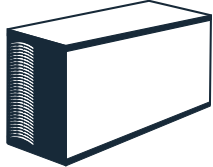
400 / 500 / 700	Model	Shipping Weight	115/60/1-161	208-230/60/1-261	208-230/60/3-263	230/50/1-251	Replaces model
	KDP0400A	153 lbs (69.4 kgs)	\$7,449				KDT0400A
	KDT0400W	147lbs 66.7 (kgs)	\$7,747				KD0350W
	KYP0400A★	153 lbs 69.4 (kgs)	\$7,449	\$7,524			KYT0400A
	KYT0400W	147 lbs 66.7 (kgs)	\$7,747				KY0350W
	KDP0500A★	156 lbs 70.1 (kgs)	\$8,322				KDT0500A
	KDP0500W	163 lbs 73.9 (kgs)	\$8,656				KDT0500W
	KYP0500A★	159 lbs 72.1 (kgs)	\$8,322				KYT0500A
	KYP0500W	163 lbs 73.9 (kgs)	\$8,656				KYT0500W
	KDP0700A★	167 lbs 75.8 (kgs)		\$9,578			KDT0700A
	KDT0700W	176 lbs 79.8 (kgs)		\$9,962			KD0600W
KYT0700A★	167 lbs 75.8 (kgs)		\$ 9,578			KY0600A	
KYT0700W	176 lbs 79.8 (kgs)		\$9,962			KY0600W	

\* Daily ice production based on half dice air-cooled condenser model at air temperature/water temperature.  
 † Application storage capacity measured 90% of total volume in cubic feet. x 33 lbs / ft<sup>3</sup>

## ICE MACHINES



W 30" • D 24.5" • H 29.5"  
W 76.2 • D 62.2 • H 74.9 cm  
**KYP1000A**  
880 lbs (440 kgs) 70/50F\*  
888 lbs (313 kgs) 90/70F\*



W 48" • D 24.5" • H 29.5"  
W 121.9 • D 62.2 • H 74.9 cm  
**KYT1700A**  
1652 lb (749 kgs) 70/50F\*  
1334 lb (605 kgs) 90/70F\*

	Model	Shipping Weight	115/60/1	208-230/60/1-261	208-230/60/3-263	230/50/1-251	Replaces Model
1000 / 1700	KDP1000A	241 lbs 109.3 kgs		\$13,270		\$13,797	KDT1000A
	KDT1000W	245 lbs (111.1 kgs)		\$14,207			KD1000W
	KDT1000N	245 lbs (111.1 kgs)		\$13,038			KD1000N
	KYP1000A	241 lbs (109.3 kgs)		\$13,270			KYT1000A
	KYP1000W	245 lbs (111.1 kgs)		\$14,207			KYT1000W
	KYT1000N	245 lbs (111.1 kgs)		\$13,038			KY1000N
	KDT1700A	292 lbs (132.4 kgs)		\$18,772		\$ 19,394	New
	KDT1700W	298 lbs (135.2 kgs)		\$20,099			New
	KDT1700N	293 lbs (132.9 kgs)		\$18,571			New
	KYT1700A	292 lbs (132.4 kgs)		\$18,772		\$19,394	New
	KYT1700W	298 lbs (135.2 kgs)		\$20,099			New
	KYT1700N★	293 lbs (132.9 kgs)		\$18,571			New

NOTE: Please add an "A" suffix after the 261 for the remote KT1000N  
Please add an "A" suffix after the 261 and 251 air and water cooled KT1700 and an "E" to remote KT1700N

## ICE STORAGE BINS

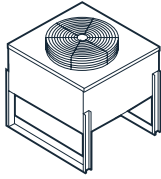
	Shipping Weight	Model	Shipping Weight	List Price
ICE STORAGE BINS	 W 22" • D 34" • H 50" W 55.9 cm • D 86.4 cm • H 127 cm Application storage 383 lbs (173 kgs) AHRI certified measured volume 12.9 cu. ft / .37 cu. m.	 K420	108 lbs (49 kgs)	\$3,099
	 W 30" • D 34" • H 38" W 76.2 cm • D 86.4 cm • H 96.5 cm Application storage 365 lbs (165 kgs) AHRI certified measured volume 12.3 cu. ft / .35 cu. m.	 K400	91 lbs (41 kgs)	\$2,938
	 W 30" • D 34" • H 50" W 76.2 cm • D 86.4 cm • H 127 cm Application storage 532 lbs (241 kgs) AHRI certified measured volume 17.9 cu. ft / .51 cu. m.	 K570	115 lbs (52 kgs)	\$3,569
	 W 48" • D 34" • H 50" W 121.9 cm • D 86.4 cm • H 127 cm Application storage 882 lbs (400 kgs) AHRI certified measured volume 29.7 cu. ft / .84 cu. m.	 K970	150 lbs (68 kgs)	\$4,991

\*Application storage capacity for bins based on 90% of total volume in cubic feet x 33 lbs/ ft<sup>3</sup> average density of ice.

## STANDARD REMOTE UNITS AND TUBING KITS

All items on pages 5-7 of the price book are shared with the Manitowoc brand. Please use the Manitowoc discount for these items. For additional ice storage options contact your Manitowoc distributor.


### STANDARD REMOTE UNITS



Model	Electrical	Shipping Weight	List Price
JCT1200-261	208-230V/60HZ/1	78 lbs (35 kgs)	\$3,407
JCT1200-261Q	208-230V/60HZ/1	79 lbs (35 kgs)	\$3,707
<i>Remote Condenser for the KT1000, Q designated coated condenser</i>			
JCT1500-261	208-230V/60HZ/1	80 lbs (36 kgs)	\$3,781
JCT1500-261Q	208-230V/60HZ/1	81 lbs (36 kgs)	\$4,081
<i>Remote Condenser for the KT1700, Q designates coated condenser</i>			

\*Application storage capacity for bins based on 90% of total volume in cubic feet x 33 lbs/ ft<sup>3</sup> average density of ice.

### STANDARD REMOTE TUBING KITS



RT20R410A	20 ft./6.1m tubing kit (K_T1000) precharged with quick connects	\$703
RT35R410A	35 ft./10.7m tubing kit (K_T1000) precharged with quick connects	\$867
RT50R410A	50 ft./15.2m tubing kit (K_T1000) precharged with quick connects	\$1,041
RL20R410A	20 ft./6.1m tubing kit (K_T1700) precharged with quick connects	\$703
RL35R410A	35 ft./10.7m tubing kit (K_T1700) precharged with quick connects	\$867
RL50R410A	50 ft./15.2m tubing kit (K_T1700) precharged with quick connects	\$1,041

\*Application storage capacity for bins based on 90% of total volume in cubic feet x 33 lbs/ ft<sup>3</sup> average density of ice.

## BIN ADAPTERS & ICE DEFLECTOR KITS

Model	Description	Shipping Weight	Suggested List Price
<b>Bin Adapters &amp; Ice Deflector Kits</b>			
K00472	Bin Adapter: for 22"/55.9 cm Koolaire Kuber ice machines on a 30"/70.6cm K 400 or K570 bin	8 lb (4kgs)	\$508
K00473	Bin Adapter: for 22"/55.9cm Koolaire Kuber on a K970 bin.	35 lb (16 kgs)	\$852
K00470	Bin Adapter: for 30"/76.2 cm Koolaire Kuber ice machines on a 48"/121.9cm K970 bin	34 lb (15 kgs)	\$852
K00347	Ice Deflector required for 30"/76.2 cm Koolaire Kuber with front facing evaporators on Manitowoc LB & F-style bin as well as all NON-Koolaire and NON-Manitowoc Bins. (universal)	5 lb (3 kgs)	\$311
K0034900	Ice Deflector required for 48" /121.9 cm Koolaire Kuber a Manitowoc LB & F-style Bin. (universal)	10 lb (5 kgs)	\$366
K303000	Replacement bin adapter for 30"/76.2 cm Koolaire Kuber on a Manitowoc F700 bin (Included with bin)	45 lb (20 kgs)	\$1,626
K483048	Replacement bin adapter for 30"/76.2 cm and 48"/121.9cm Koolaire Kuber on a Manitowoc F1300 bin (Included with bin)	45 lb (20 kgs)	\$2,031
K603030	Bin Adapter for two 30"/ 76.2 cm Koolaire Kubers Side by Side on a Manitowoc F1325 or F1650 bin (remote or water cooled)	52 lb (24 kgs)	\$2,636
K603048	Replacement bin adapter for 30"/76.2 cm and 48"/ 121.9 cm Koolaire Kuber on a Manitowoc F1325 or F1650 bin (included with the bin)	52 lb (24 kgs)	\$2,636
K0034800	Dispenser baffle for a 22"/55.9 cm Koolaire Kuber used on any dispenser application. Dispenser baffles are included with Manitowoc dispensers, no need to order	3 lb (1kgs)	\$143
K00346	Dispenser baffle for a 30"/76.2cm Koolaire Kuber used on any dispenser application. Dispenser baffles are included with Manitowoc dispensers, no need to order	3 lb (1kgs)	\$127
K00506	Replacement filler panels for 22"/ 55.9 Koolaire Kuber machine on a Manitowoc LB0730 ( included with bin)	5 lb (3 kgs)	\$372
K00508	Replacement filler panels for 22" / 55.9 cm Koolaire Kuber machine on a Manitowoc LB1448/1460/1760 (included with bin)	5 lb (3 kgs)	\$372
K00509	Replacement filler panels for 30" / 76.2 cm Koolaire Kuber machine on a Manitowoc LBCS1360 (included with bin)	5 lb (3 kgs)	\$412
KLB302230	Replacement bin adapter for 22" /55.9cm and 30"/76.2cm Koolaire Kuber on a Manitowoc LB730 bin (included with bin)	40 lb (18 kgs)	\$1,693



## BIN ADAPTERS, DESCALERS, SANITATION, CLEAN AIR PACK, ARCTIC PURE WATER FILTER SYSTEMS

Model	Description	Shipping Weight	Suggested List Price
KLB603048	Replacement bin adapter for 22" (55.9cm), 30" (76.2cm) and 48" (121.9cm) Koolaire Kuber on Manitowoc LB1460 or LB1760 (included with bin)	52 lb (24 kgs)	\$1,679
KLB602222	Required Bin adapter for two (2) 22"(55.9cm) side by side Koolaire Kuber, water cooled or with top air discharge on a Manitowoc LB1460 or LB1760	52 lb (24 kgs)	\$2,399
KLB603030	Required Bin adapter for two (2) 30" (76.2cm) Koolaire Kubers side by side on Manitowoc LB1460 or LB1760 bins (remote, water cooled or Top Air discharge)	60 lb (27 kgs)	\$1,879
KLB613048	Replacement bin adapter for 22" (55.9cm) 30" (76.2cm) or 48" (121.9cm) Koolaire Kuber on a Manitowoc LBCS1360 (included with bin)	60 lb (27 kgs)	\$1,831
KLB612222	Required Bin adapter for two (2) 22" (55.9cm) side by side Koolaire Kuber, water cooled or air cooled with top air discharge on a Manitowoc LBCS1360	60 lb (27 kgs)	\$2,535
<b>LIQUID DESCALER AND SANITIZER FOR KUBER MACHINES</b>			
94-0580-3	Liquid Descaler: 1 gallon (3.78 L) - sold in cases of 4	42 lbs (19 kgs)	SEE PARTS
94-0581-3	Liquid Sanitizer : 1 gallon(3.78L) - sold in cases of 4	42 lbs (19 kgs)	SEE PARTS
<b>POWER DESCALER AND RINSE FOR KUBER MACHINES - AMERICAS MARKETS</b>			
000016265	Powder Descaler: 3 oz (85g) - sold in cases of 48 packets, E/S/F - Language English/Spanish/French	11 lbs (4 kgs)	SEE PARTS
000016278	Powder Rinse: 1.2 oz (34 g) - sold in cases of 48 packets, E/S/F - Language English/Spanish/French	6 lbs (3 kgs)	SEE PARTS
000016287	Powder Descaler Starter Kit - sold in cases of 6 kits, E/S/F - Language English/Spanish/French	7 lbs (3 kgs)	SEE PARTS
000016291	Powder Rinse Starter Kit - sold in cases of 6 kits, E/S/F - Language English/Spanish/French <i>powder starter kits include: 8 packets, mixing vessel with lid, instruction sheet. Language: English/Spanish/French</i>	5 lbs (2 kgs)	SEE PARTS
<b>CLEAN AIR PACK</b>			
K00206	Clean Air Pack: six (6) replacement packets, one (1) basket, two (2) Fasteners. For Koolaire Modular machines only. Not applicable for Under counters	1 lbs (0.5 kgs)	\$443
<b>ARCTIC PURE PRO - WATER FILTER SYSTEMS</b>			
AR-PR06-K	Arctic Pure Pro System CB6000/1.67 (Price is for a case of 6)	24 lbs (11 kgs)	\$3,343
AR-PR010-K	Arctic Pure Pro System CB10000/2.5 (Price is for a case of 6)	29 lbs (13 kgs)	\$3,828
<b>ARCTIC PURE PRO - WATER FILTER CARTRIDGES</b>			
K00533	Arctic Pure Pro Filter CB6000/1.67 (Price is for a case of 6)	13 lbs (6 kgs)	\$1,006
K00534	Arctic Pure Pro Filter CB10000/2.5 (Price is for a case of 6)	17 lbs (8 kgs)	\$1,491
K00535	Arctic Pure Pro Head (Price is for a case of 12)	10 lbs (4 kgs)	\$4,673
<b>ARCTIC PURE PLUS - WATER FILTER SYSTEMS</b>			
AR-PRE-P	Arctic Pure Plus: Pre-filter assembly includes head, shroud, hardware, mounting assembly and one filter cartridge. Use on all machines. (Price is for one but sold in a case of 6 systems)	21 lbs (10 kgs)	\$447
AR-10000-P	Arctic Pure Plus: Primary filter assembly includes head, shroud, hardware, mounting assembly and one filter cartridge. Use on KF0150, KF0250, KT0300, KT0400, KT0420, KT0500 and KT0700. (Price is for one but sold in a case of 6 systems)	25 lbs (11 kgs)	\$619
AR-20000-P	Arctic Pure Plus: Primary filter assembly includes head, shroud, hardware, mounting assembly and one filter cartridge. Use on KT1000. (Price is for one but sold in a case of 6 systems)	20 lbs (9 kgs)	\$818
AR-40000-P	Arctic Pure Plus: Primary filter assembly includes head, shroud, hardware, mounting assembly and one filter cartridge. Use on KT1700. (Price is for one but sold in a case of 6 systems)	24 lbs (11kgs)	\$1,022
<b>ARCTIC PURE PLUS - WATER FILTER CARTRIDGES</b>			
K00536	AR-PRE-P replacement cartridge (price is for a case of 6)	14 lbs (6.3 kgs)	\$732
K00537	AR-10000-P replacement cartridge (price is for a case of 10)	20 lbs (9 kgs)	\$2,040
K00538	AR-20000-P replacement cartridge (price is for a case of 6)	16.5 lbs (7.5 kgs)	\$1,830
K00495	AR-40000-P replacement cartridge (price is for a case of 12)	27 lbs (12 kgs)	\$5,680
<i>Not compatible with Arctic Pure Plus (sold in master packs indicated below)</i>			
K00542	AR-PRE replacement cartridge (price is for a case of 6)	14 lbs (6.3 kgs)	\$732
K00540	AR-10000 replacement cartridge (price is for a case of 10)	20 lbs (9 kgs)	\$2,040
K00541	AR-20000 replacement cartridge (price is for a case of 6)	16.5lbs (7.5 kgs)	\$1,830

## ACCESSORIES

Model	Description	Shipping Weight	Suggested List Price
<b>ACCESSORIES</b>			
00011765	82 oz (2.4 L) White scoop used in the K420, K400, K570 and K970 bins.	3 lbs (1 kgs)	See parts price list
K00064	2.5" casters for use with Koolaire Undercounters. 2 ea. locking swivel and 2 ea. non-locking swivel.	2 lb (1 kgs)	\$546
K00068	Replacement Bags/Ties – includes 1,000 bags (4 packs of 240) and ties	34 lb (15 kgs)	\$650
K00138	Adjustable caster legs 7.625-8.625 inches (19.4-21.9 cm) – stainless steel. Not for use with 22"/55.9 cm unit. 2-locking, 2-non-locking	16 lb (7 kgs)	\$1,196
K00146	Ice Bagger assembly, included bagger, K-bin adapter, 250 bags and ties. Stainless steel finish	25 lb (11kgs)	\$1,158
K00449	Top air discharge kit for K-Series K1000, KT1000	18 lb (9kgs)	\$770
K00379	Top air discharge kit for K-Series K250,KT300,K350,KT400,K500, KT500,K600, KT700.	18 lb (9kgs)	\$770
K00438	Top air discharge kit for K-Series K420 and KT420	17 lb (8 kgs)	\$770
K00441	4 replacement legs for Koolaire Bins, K420, K400, K570, K970, K0170 and K0270 under counters ( Adjust 6-7/ 15.2-17.8 cm)	5 lb (2 kgs)	\$262
K00454	Standard Replacement bulb for Luminice II	0.5 lbs (0.23 kgs)	\$159
K00455	Remote Luminice II external LED indicator	0.5 lbs (0.23 kgs)	\$87
K00457	Dispenser Thermostat Kit – for use on dispensers only. Reduces ice machine overfill and condensation problems in high humidity locations. Includes universal mounting bracket. For Koolaire Modular ice machines.	18 lb (9 kgs)	\$567
K00461	External Multi-Mount Scoop holder (does not work with 0011765. Order plastic 000015595 or K00463 metal scoops)	3 lbs (1 kgs)	\$254
K00463	NSF, Limited Life Time Guarantee, Metal scoop. (Works with K00461 external scoop holder)	11 lbs (5kgs)	\$190
K00481B	Top air discharge kit for K Series 48" KT1700	29 lbs (13kgs)	\$770
K00520	Luminice II Virus and Bacteria Inhibitor kit for Koolaire KT0300-KT1000.	5 lbs (2.2 kgs)	\$882
K00521	Luminice II Virus and Bacteria Inhibitor kit for Koolaire KT1700	5 lbs (2.2 kgs)	\$882
K00528	High Intensity Replacement bulb for Luminice II – use with KT1700 or smaller units with challenging conditions	0.5 lbs (0.23 kgs)	\$173

## KOOLAIRE BIN ADAPTER & ICE DEFLECTOR KITS

Models	Machines	KT0420	KT0300	KT0400 - KT0500	KT0700	KT1000	KT1700
D320 - Manitowoc	1		N.A.	N.A.	N.A.	N.A.	N.A.
K400- Koolaire	1	K00472					N.A.
K420- Koolaire	1		N.A.	N.A.	N.A.	N.A.	N.A.
K570- Koolaire	1	K00472					N.A.
K970- Koolaire	1	K00473	K00470	K00470	K00470	K00470	
	2	K00371.	N.A.	N.A.	N.A.	N.A.	N.A.
F700 / LB0730- Manitowoc	1	N.A.	N.A.	N.A.	K00347	K00347	N.A.
F1300 / LB1448-Manitowoc	1	N.A.	N.A.	N.A.	K00347	K00347	K0034900
F1325- Manitowoc F1650-Manitowoc	1	N.A.	N.A.	N.A.	K00347	K00347	K0034900
	2	N.A.	N.A.	N.A.	K00347(2) & K603030	K00347(2) & K603030	N.A.
LB1460- Manitowoc LB1760 - Manitowoc	1	N.A.	N.A.	N.A.	K00347	K00347	K0034900
	2	N.A.	N.A.	N.A.	K00347(2) & KLB603030	K00347(2) & KLB603030	N.A.
FC1350 - Manitowoc	1	N.A.	N.A.	N.A.	K00347	K00347	K0034900
	2	N.A.	N.A.	N.A.	K00347(2) & K613030	K00347(2) & K613030	N.A.
LBCS1360- Manitowoc	1	N.A.	N.A.	N.A.	K00347	K00347	K0034900
Non-Manitowoc Dispensers	1	K0034800 (baffle)	K00346 (baffle)	K00346 (baffle)	K00346 (baffle)	K00346 (baffle)	N.A.

NOTE: Adapter included with single head application. Deflectors are required for ALL LB and F bins. • N.A. means not a practical application or no adapter option available.

### ICE DEFLECTORS

Koolaire Model	Non-Manitowoc Dispensers
K_T300, K_T400, K_T500, K_T700, K_T1000	K00347
K_T1700	K0034900

### DISPENSER BAFFLES

Koolaire Model	Non-Manitowoc Dispensers
K_T420	K0034800
K_T300, K_T400, K_T500, K_T600, K_T1000	K00346



SCAN TO LOCATE A DEALER, DISTRIBUTOR OR  
SALES REPRESENTATIVE IN YOUR AREA



OR VISIT  
[MANITOWOCICE.COM/SALES/SALES-LOCATORS](http://MANITOWOCICE.COM/SALES/SALES-LOCATORS)



+1(920)682.0161 FAX +1(920) 683.7589  
[manitowocice.com](http://manitowocice.com)

Backed by decades of experience in the industry, our products are reliable, built to last and withstand the daily pressures of food service demands. And that's the same dependability reflected in our own strong support network, providing the consistent service you need at every stage of your business.

*Engineered for Ease* • [manitowocice.com](http://manitowocice.com)