



*Blueair by*  
**BLUENIX**

# TABLE OF CONTENTS

---

*Blueair by*  
**BLUENIX**



<b>Reach in</b>	15
<b>Glass Door Merchandiser</b>	19
<b>Pizza Prep Table</b>	23
<b>Prep Table</b>	27
<b>Undercounter</b>	33
<b>Chest Freezer</b>	39
<b>Chef Base</b>	41
<b>Bar Equipment</b>	45
<b>Open Display Case</b>	51



ABOUT

## **From A Humble Start As A Small Distributor**

---

In March 2003, when Blue Air started in the foodservice equipment industry, it opened with a couple lines of refrigeration equipment and a few employees in a very small office and warehouse space. Ever since these humble beginnings, Blue Air has grown steadily each year by constantly adding new products and new customers.

It has now become one of the leading suppliers in the industry with multiple distribution warehouses and sales offices nationwide.

The main driving force behind this stable growth has been its unwavering commitment to delivering:

“The best combined value of premium products, competitive price, and excellent customer service to its customers.”

# OUR MISSION

To serve our customers with passion.

To continuously improve our processes and ensure the ownership experience of our products consistently delivers the highest quality equipment, competitive pricing, and support.





DESIGN

# Elegance

The stainless steel exterior, characterized by its elegance, enhances any environment while upholding a sense of cleanliness.

The touch-panel digital temperature control and monitoring system introduce a level of technological sophistication and sleek design unparalleled by any other commercial refrigeration option.





## WARRANTY

# We take pride in providing reliable and durable refrigeration and cooking equipment that you can trust.

Our warranty coverage is a testament to our commitment to your satisfaction and peace of mind. Should any issues arise with your equipment during the warranty period, our dedicated support team is ready to assist you promptly, ensuring minimal downtime for your business.

With our warranty, you can invest in our refrigeration and cooking solutions with confidence, knowing that we stand behind our products' performance and reliability.



Your success is our priority, and our warranty is a reflection of our dedication to your culinary and refrigeration needs.







# Eco Friendly

## ENVIRONMENTAL PROTECTION

Blue Air stands as a prominent company in the realm of commercial cooling, recognized not only for our expertise but also for our unwavering commitment to the environment.

Environmental protection is a core mission of ours, and we are dedicated to making a positive impact. In pursuit of this goal, we have implemented lean production practices to minimize the use of materials that have adverse effects on the ecosystem, replacing them with more environmentally friendly alternatives.



## REFRIGERATORS AND FREEZERS

# REACH IN

- Durable stainless steel exterior and interior
- Self-diagnostic digital temperature control and monitoring system
- Heavy duty 4" diameter front locking swivel casters
- Standard door locks with self-closing and stay open doors
- Cyclopentane Insulation - Environmentally friendly HFC free foam insulated units
- R-290 refrigerant - increase energy efficiency by up to 25% compared to HFC refrigerants
- Glass door units accommodate full-size sheet pans
- Rear mounted evaporator pans on all top mount units
- All models equipped with NEMA 5-15 power plugs
- Electro deposition coated evaporator for increased performance
- Lifetime guaranteed heavy duty all metal door handles
- LED interior lighting
- Refrigerator temperature range between 33°F ~ 39°F
- Freezer temperature range between -10°F ~ 5°F
- Proofers temperature range between 56°F ~ 59°F



# BOTTOM-MOUNT REACH-IN REFRIGERATOR/FREEZER

Bottom mount refrigeration system slides out for easy service and maintenance

Energy star rated and CEC Energy Commission Certified

Optional Reversible door - BSR23-HC and BSF23-HC models only (*Special Order*)

	Model	Cu.Ft	Shelves	Casters	Weight	HP	AMP / Voltage
1 door refrigerator	BSR23-HC	23	4	4	238lbs 108kg	1/4+	2.0A 115V 60Hz
1 door freezer	BSF23-HC				251lbs 117kg		
2 door refrigerator	BSR49-HC	49	8	4	373lbs 169kg	1/4+	2.4A 115V 60Hz
2 door freezer	BSF49-HC				403lbs 183kg		
3 door refrigerator	BSR72-HC	72	12	6	615lbs 279kg	1	5.5A 115V 60Hz
3 door freezer	BSF72-HC				626lbs 284kg		9.9A 115V 60Hz



# TOP-MOUNT REACH-IN REFRIGERATOR/FREEZER

Top mounted refrigeration system

Energy star rated and CEC Energy Commission Certified

Optional Reversible door - BSR23T-HC and BSF23T-HC models only *(Special Order)*

	Model	Cu.Ft	Shelves	Casters	Weight	HP	AMP / Voltage
1 door refrigerator	BSR23T-HC	23	4	4	240lbs 109kg	1/4+	3.0A 115V 60Hz
1 door freezer	BSF23T-HC				258lbs 117kg	1/2	4.9A 115V 60Hz
2 door refrigerator	BSR49T-HC	49	8	4	359lbs 163kg	1/4+	3.2A 115V 60Hz
2 door freezer	BSF49T-HC				390lbs 177kg	1/2	6.8A 115V 60Hz
3 door refrigerator	BSR72T-HC	72	12	6	531lbs 241kg		1
3 door freezer	BSF72T-HC				569lbs 258kg	8.4A 115V 60Hz	



# GLASS DOOR REACH-IN AND PROOFER

Bottom mounted refrigeration system slides out for easy service and maintenance

Optional left hinged door - BSR23G-HC and BSF23GP-HC models only (*Special Order*)

	Model	Cu.Ft	Shelves	Casters	Weight	HP	Temp Range	AMP / Voltage
1 door refrigerator	BSR23G-HC	23	4	4	271lbs 123kg	1/4+	33°F~39°F	2.0A 115V 60Hz
1 door proofer	BSF23GP-HC						56°F~59°F	
2 door refrigerator	BSR49G-HC	49	8	4	467lbs 212kg	1/2	33°F~39°F	5.6A 115V 60Hz
2 door proofer	BSF49GP-HC						56°F~59°F	



# GLASS DOOR MERCHANDISER



BAGR7W-HC

## COUNTER TOP VERSION

- Fluorescent lit display panel and interior
- Triple-paned glass door
- Adjustable legs for leveling – no casters

- Black or white painted steel exterior and white painted steel interior
- High density foamed in place polyurethane insulation - Environmentally safe
- Sturdy, epoxy coated wire shelves with adjustable shelving height
- 4 shelves per compartment.
- Four 4" Diameter swivel casters with front brakes standard.
- Front sliding refrigeration unit allows the unit to be serviced without being moved.
- Self-contained system, bottom mounted compressor provides quick and easy maintenance.
- Epoxy coated evaporator reduces potential corrosion
- Fabric condensation
- Refrigerator temperature range between 33°F ~ 39°F
- Freezer temperature range between 0°F ~ -10°F
- Digital temperature control & monitor system
- Keep food products safe by maintaining constant temperatures
- Programs interpret the condition of refrigeration
- Controls include automatic evaporator fan motor delays



	Model	Cu.Ft	Shelves	Weight	HP	AMP / Voltage
1 door refrigerator	BAGR7W-HC	7	2	132lbs 80kg	1/6	3.1A / 116V / 80Hz





# GLASS DOOR MERCHANDISER REFRIGERATOR

LED lit display panel and interior Refrigerator temperature

Range between 33°F~39°F

Standard door locks on swing door models

Front locking casters with leveling shims

**Black Exterior Available (Special Order)**

— BKGM —  
*series*  
Black exterior also available

	Model	Cu.Ft	Shelves	Casters	Weight	HP	AMP / Voltage
1 door refrigerator	BKGM12-HC	12	4	4	190lbs 86kg	1/7	2.1A 115V 60Hz
	BKGM14-HC	14			227lbs 103kg		
	BKGM23-HC	23			293lbs 133kg		
Sliding door refrigerator	BKGM48SL-HC	45	8	4	430lbs 195kg	1/4	4.2A 115V 60Hz
2 door refrigerator	BKGM49-HC	49			485lbs 220kg		
3 door refrigerator	BKGM72-HC	72	12	6	653lbs 296kg	1/4	4.2A 115V 60Hz



L x D x H  
**BKGM12-HC**  
 24 1/4" x 24" x 63 1/4"  
 615mm x 610mm x 1606mm  
**BKGM14-HC**  
 24 1/4" x 24" x 76 1/4"  
 615mm x 610mm x 1936mm  
**BKGM23-HC**  
 27" x 31 3/4" x 81 3/4"  
 685mm x 800mm x 2065mm



# GLASS DOOR MERCHANDISER FREEZER

LED light display panel and interior

Range between 0°F~-10°F

Standard door locks on swing door models

Front locking casters with leveling shims

**Black Exterior is Available (Special Order)**



	Model	Cu.Ft	Shelves	Casters	Weight	HP	AMP / Voltage
1 door freezer	BKGF23-HC	23	4	4	309lbs 140kg	1/2	2.1A 115V 60Hz
2 door freezer	BKGF49-HC	49	8	4	498lbs 226kg	3/4	3.2A 115V 60Hz
3 door freezer	BKGF72-HC	72	12	6	663lbs 301kg	1	6.2A 115V-230V 60Hz





# PIZZA PREP TABLE

- Stainless steel cabinet construction
- Polyurethane insulation - foamed in place and environmentally safe
- Front breathing side mounted compressor
- Standard 19" deep, 1/2" thick reversible cutting board
- Adjustable heavy-duty epoxy-coated wire shelves
- Lifetime guaranteed heavy duty all metal door handles
- Stainless steel drawer options
- Four (4) 4" inch casters standard
- Food pans are not included in the pizza prep table
- Models have a temperature range between 33°F ~ 39°F



# PIZZA PREP TABLE

	Model	Cu.Ft	Shelves	Casters	Weight	HP	AMP / Voltage
1 door refrigerator	BAPP44-HC	11.3	2	4	287lbs 130kg	3/8	3.5A 115V 60Hz
2 door refrigerator	BAPP67-HC	20.2	4		368lbs 166kg		
3 door refrigerator	BAPP93-HC	30.8	6		452lbs 205kg		



**BAPP44-HC**




**BAPP67-HC**



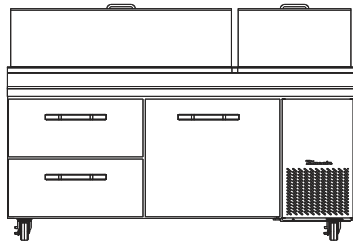
**BAPP93-HC**



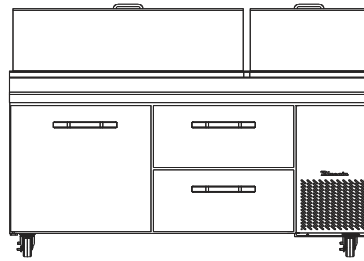
# DRAWER MODEL CONFIGURATION



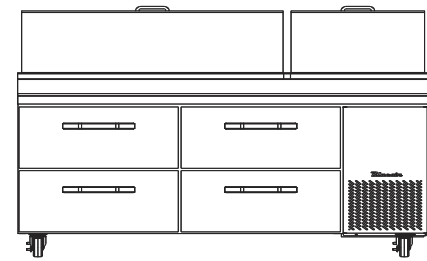
**BAPP44-D2-HC**




**BAPP67-D2L-HC**




**BAPP67-D2R-HC**



**BAPP67-D4-HC**



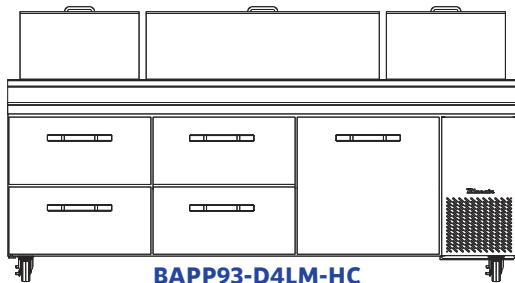
**BAPP93-D2L-HC**



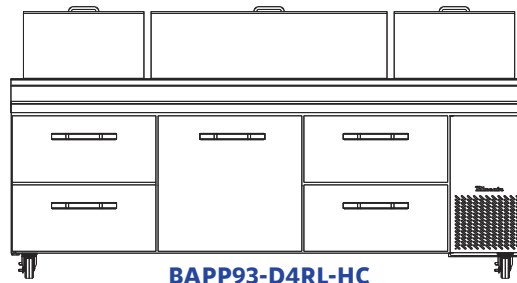
**BAPP93-D2M-HC**



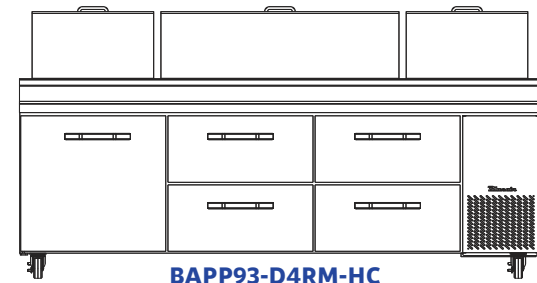
**BAPP93-D2R-HC**



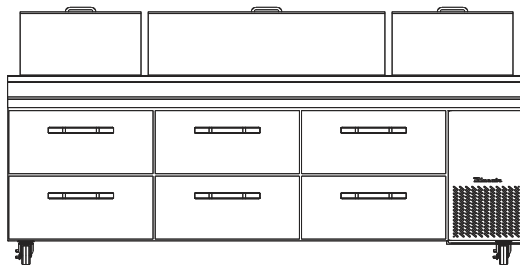
**BAPP93-D4LM-HC**



**BAPP93-D4RL-HC**



**BAPP93-D4RM-HC**



**BAPP93-D6-HC**



Please scan QR code for more information



# PREP TABLE

- Stainless steel exterior and interior
- Self-diagnostic digital temperature control and monitoring system
- Stay open doors with self-closing feature
- Cyclopentane Insulation - Environmentally friendly HFC-free foam insulated units
- R-290 refrigerant - increase energy efficiency by up to 25% compared to HFC refrigerants
- Lifetime guaranteed heavy duty all metal door handles
- Insulated pan cover with a stainless steel divider
- Epoxy coated wire shelves with adjustable shelving height
- Self-contained rear mounted compressor
- Models have a temperature range between 33°F ~ 39°F
- Electro deposition coated evaporator for increased performance
- All models equipped with NEMA 5-15 power plugs






# SANDWICH PREP TABLE

Standard 9 1/2" deep, 1/2" thick cutting board included  
 Four (4) 4" diameter swivel casters with front brakes standard  
 Standard 1/6 size with 4" deep food pans are included  
 Unit accommodates 6" deep pans same as Mega top  
 Field reversible door: BLPT28-HC model

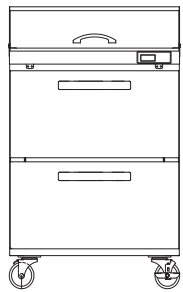


	Model	Cu.Ft	Shelves	Pans	Casters	Weight	HP	AMP / Voltage
1 door refrigerator	BLPT28-HC	7	1	1/6 X 8	4	157lbs 71kg	1/4+	4.0A 115V 60Hz
2 door refrigerator	BLPT36-HC	9.5	2	1/6 X 10		187lbs 85kg		4.1A 115V 60Hz
	BLPT48-HC	13.1		1/6 X 12		223lbs 101kg		4.5A 115V 60Hz
	BLPT60-HC	16.7	1/6 X 16	258lbs 117kg		4.7A 115V 60Hz		
3 door refrigerator	BLPT72-HC	20.2	3	1/6 X 18		309lbs 140kg		5.3A 115V 60Hz

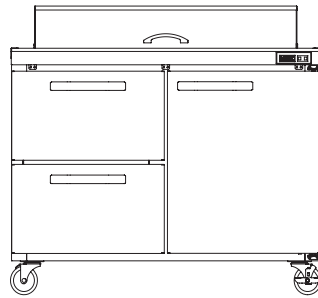


# DRAWER MODEL CONFIGURATION

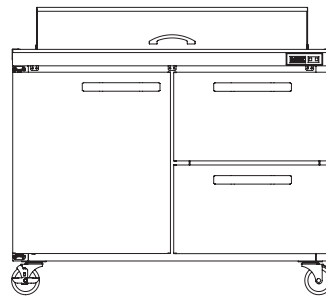
\*There's no drawer model for BLPT36-HC



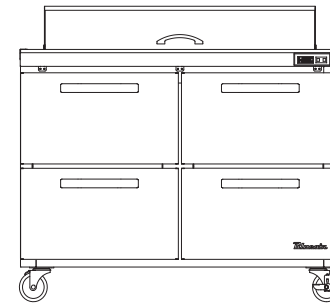
**BLPT28-D2-HC**



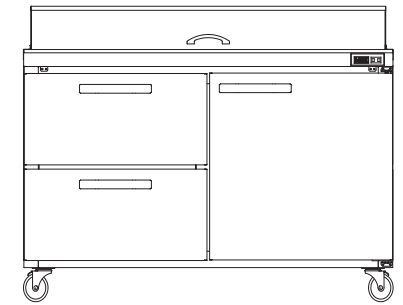
**BLPT48-D2L-HC**



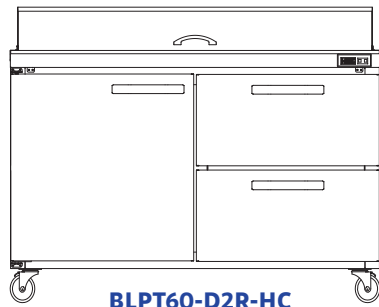
**BLPT48-D2R-HC**



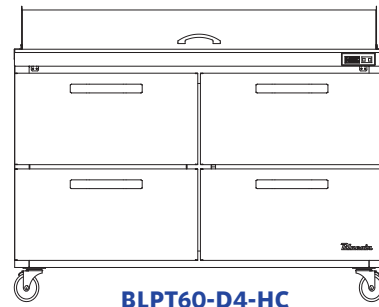
**BLPT48-D4-HC**




**BLPT60-D2L-HC**



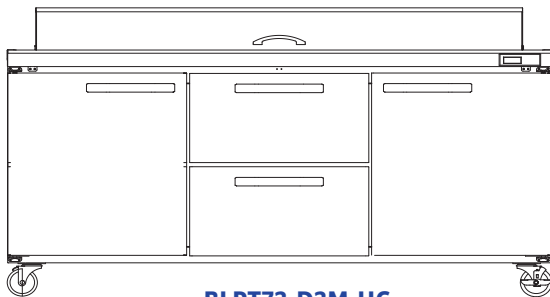
**BLPT60-D2R-HC**




**BLPT60-D4-HC**




**BLPT72-D2L-HC**



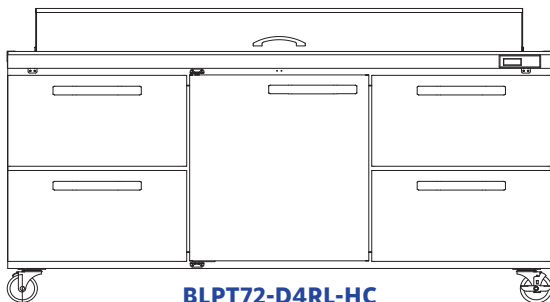
**BLPT72-D2M-HC**



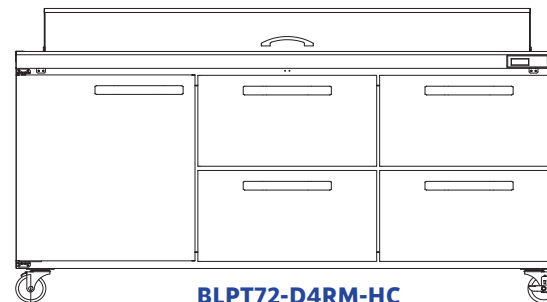
**BLPT72-D2R-HC**



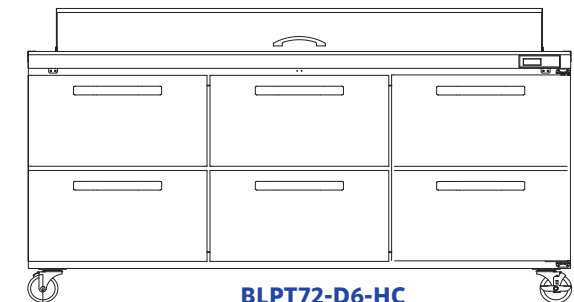
**BLPT72-D4LM-HC**



**BLPT72-D4RL-HC**



**BLPT72-D4RM-HC**



**BLPT72-D6-HC**

# MEGA TOP SANDWICH TABLE

50% more pan capacity compared to standard prep tables

Standard 9 1/2" deep, 1/2" thick cutting board included

Four (4) 4" diameter swivel casters with front brakes standard

1/6 size with 4" food pans are included. Unit accommodates 6" deep pans

Field reversible door - BLMT28-HC model

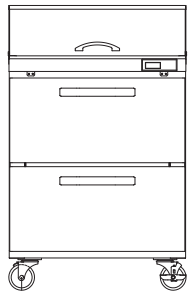


	Model	Cu.Ft	Shelves	Pans	Casters	Weight	HP	AMP / Voltage
1 door refrigerator	BLMT28-HC	7	1	1/6 X 12	4	161lbs 73kg	1/4+	4.1A 115V 60Hz
2 door refrigerator	BLMT36-HC	9.5	2	1/6 X 15		190lbs 86kg		
	BLMT48-HC	13.1		1/6 X 18		227lbs 103kg		
	BLMT60-HC	16.7		1/6 X 24		276lbs 125kg		
3 door refrigerator	BLMT72-HC	20.2	3	1/6 X 30		311lbs 141kg		

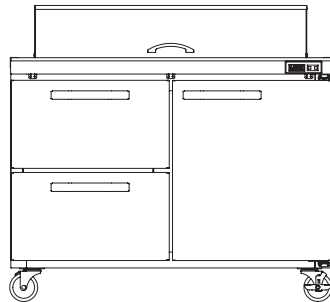


# DRAWER MODEL CONFIGURATION

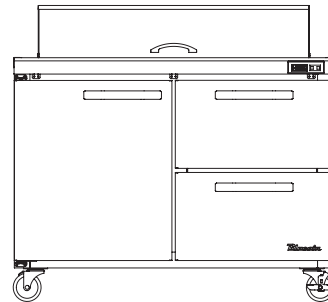
\*There's no drawer model for BLM T36-HC



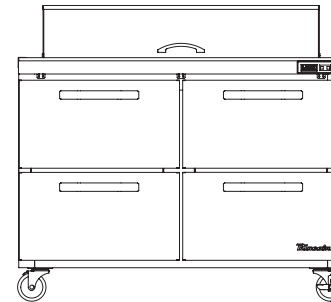
**BLMT28-D2-HC**



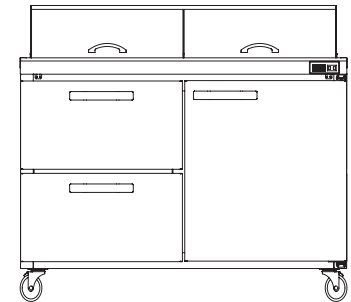
**BLMT48-D2L-HC**



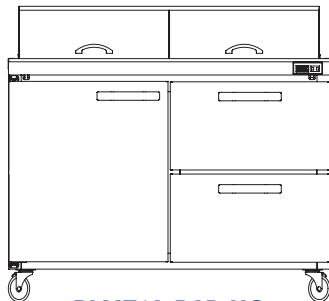
**BLMT48-D2R-HC**



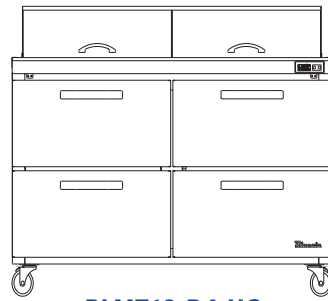
**BLMT48-D4-HC**



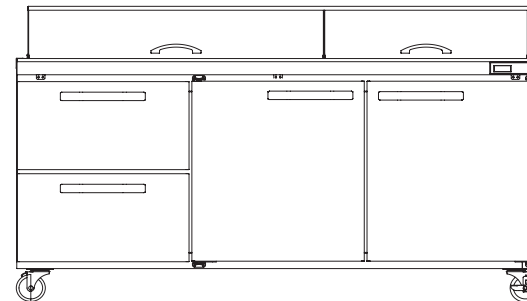
**BLMT60-D2L-HC**



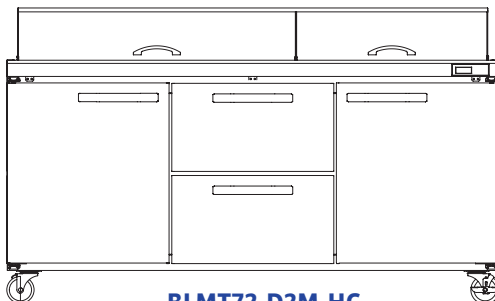
**BLMT60-D2R-HC**



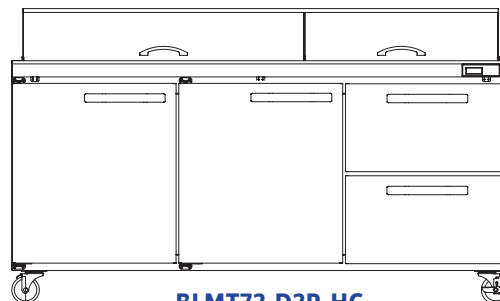
**BLMT60-D4-HC**



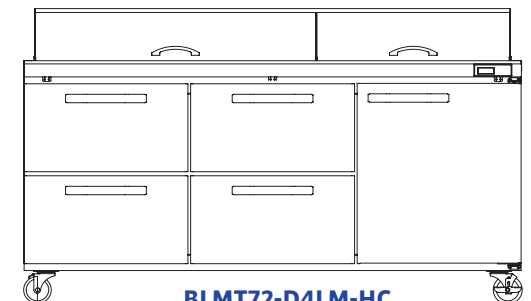
**BLMT72-D2L-HC**



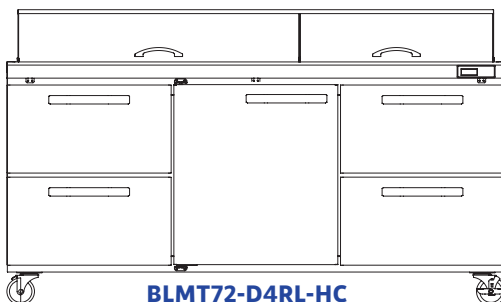
**BLMT72-D2M-HC**



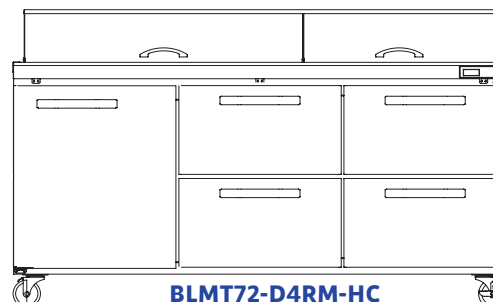
**BLMT72-D2R-HC**



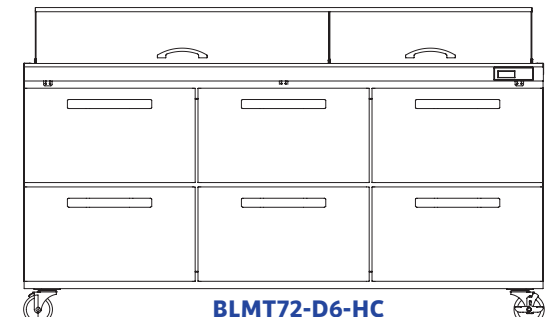
**BLMT72-D4LM-HC**



**BLMT72-D4RL-HC**



**BLMT72-D4RM-HC**



**BLMT72-D6-HC**



# UNDER COUNTER

- Stainless steel exterior and interior
- Self-diagnostic digital temperature control and monitoring system
- Self-closing and stay open doors
- Cyclopentane Insulation - Environmentally friendly HFC-free foam insulated units
- R-290 refrigerant - increase energy efficiency by up to 25% compared to HFC refrigerants
- Lifetime guaranteed heavy duty all metal door handles
- Epoxy coated wire shelves with adjustable shelving height
- Self-contained rear mounted compressor
- Epoxy coated wire shelves with adjustable shelving height
- Four (4) 4" diameter swivel casters with front brakes standard
- All models equipped with NEMA 5-15 power plugs
- Freezer temperature range between 5°F ~ -10°F
- Refrigerator temperature range between 33°F ~ 39°F



# UNDER COUNTER REFRIGERATOR & FREEZER

Field reversible door - BLUR28-HC and BLUF28-HC models



	Model	Cu.Ft	Shelves	Casters	Weight	HP	AMP / Voltage
1 door refrigerator	BLUR28-HC	7	2	4	139lbs 63kg	1/4+	3.6A 115V 60Hz
1 door freezer	BLUF28-HC						3.2A 115V 60Hz
3 door refrigerator	BLUR72-HC	20.2	6	4	263lbs 119kg		5.2A 115V 60Hz



**BLUR28-HC / BLUF28-HC**



**BLUR72-HC**

# UNDER COUNTER REFRIGERATOR & FREEZER

Field reversible door - BLUR28-HC and BLUF28-HC models



	Model	Cu.Ft	Shelves	Casters	Weight	HP	AMP / Voltage
2 door refrigerator	BLUR36-HC	9.5	4	4	163lbs 74kg	1/4+	3.8A 115V 60Hz
	BLUR48-HC	13.1			196lbs 89kg		3.9A 115V 60Hz
	BLUR60-HC	16.7			225lbs 102kg		4.7A 115V 60Hz
2 door freezer	BLUF36-HC	9.5			172lbs 78kg	1/2	5.2A 115V 60Hz
	BLUF48-HC	13.1			205lbs 93kg		6.0A 115V 60Hz
	BLUF60-HC	16.7			238lbs 108kg		6.2A 115V 60Hz



**BLUR36-HC / BLUF36-HC**



**BLUR48-HC / BLUF48-HC**

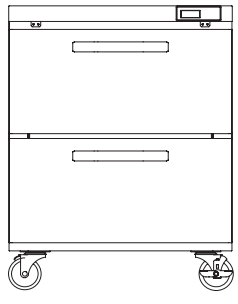


**BLUR60-HC / BLUF60-HC**




# DRAWER MODEL CONFIGURATION

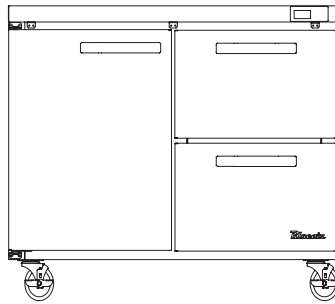
\*There's no drawer model for BLUF & BLUR36-HC



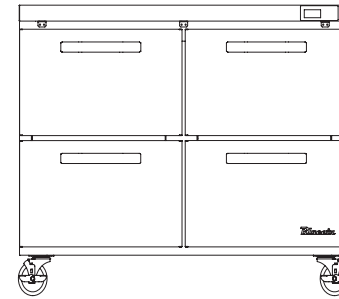
**BLUR28-D2-HC**



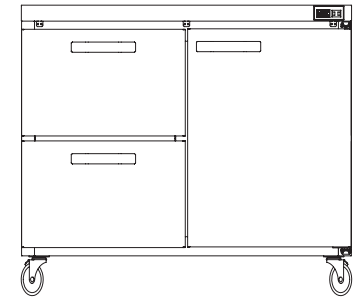
**BLUR48-D2L-HC**



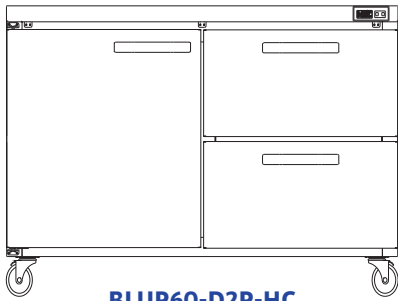
**BLUR48-D2R-HC**



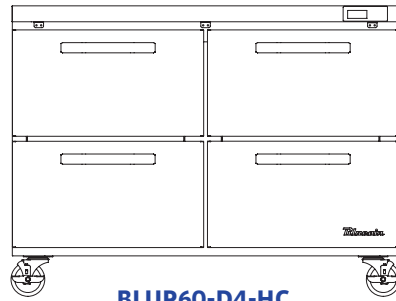
**BLUR48-D4-HC**



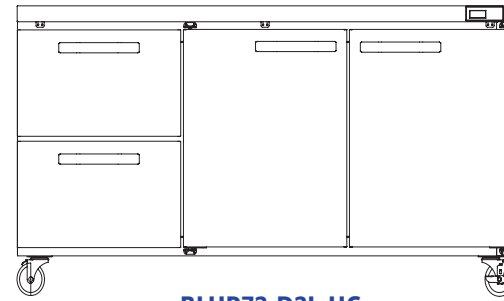
**BLUR60-D2L-HC**



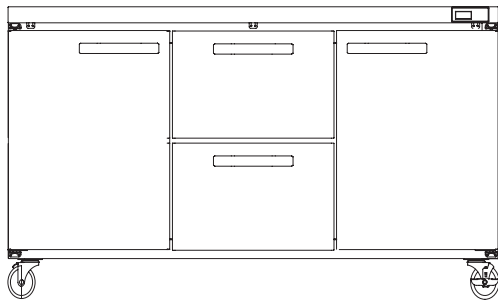
**BLUR60-D2R-HC**



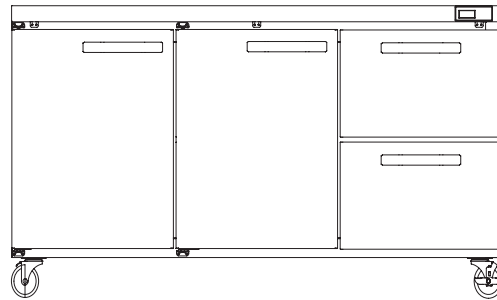
**BLUR60-D4-HC**



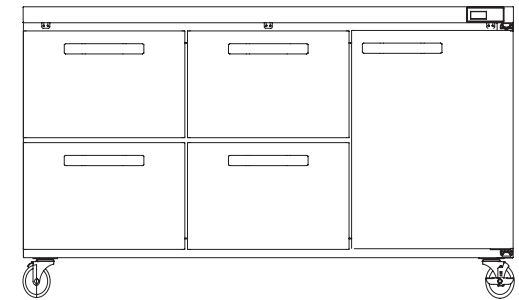
**BLUR72-D2L-HC**



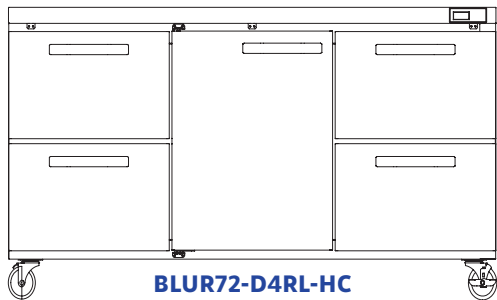
**BLUR72-D2M-HC**



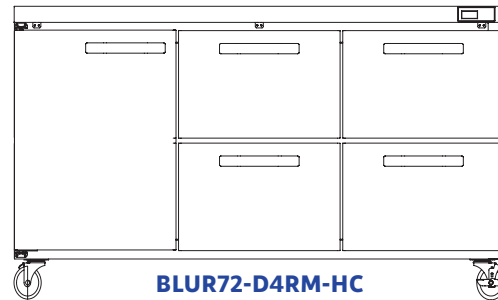
**BLUR72-D2R-HC**



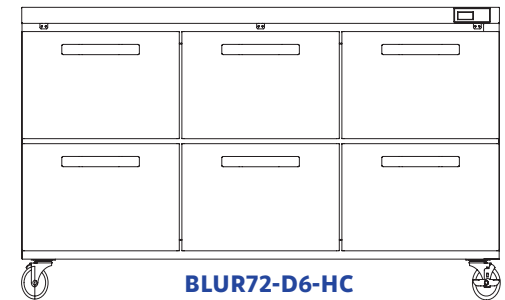
**BLUR72-D4LM-HC**



**BLUR72-D4RL-HC**



**BLUR72-D4RM-HC**



**BLUR72-D6-HC**

# WORKTOP REFRIGERATOR & FREEZER



6" backsplash guard models

Field reversible door - BLUR28-WT-HC and BLUF28-WT-HC models

Drawer models available (Special order)

	Model	Cu.Ft	Shelves	Casters	Weight	HP	AMP / Voltage
<b>1 door refrigerator</b>	BLUR28-WT-HC	7	2	4	150lbs 68kg	1/4+	3.6A 115V 60Hz
<b>1 door freezer</b>	BLUF28-WT-HC				156lbs 71kg		3.2A 115V 60Hz
<b>3 door refrigerator</b>	BLUR72-WT-HC	20.2	6		263lbs 119kg		5.2A 115V 60Hz



# WORK TOP REFRIGERATOR & FREEZER



	Model	Cu.Ft	Shelves	Casters	Weight	HP	AMP / Voltage
2 door refrigerator	BLUR36-WT-HC	9.5	4	4	180lbs 82kg	1/4+	3.8A 115V 60Hz
	BLUR48-WT-HC	13.1			214lbs 97kg		3.9A 115V 60Hz
	BLUR60-WT-HC	16.7			256lbs 116kg		4.7A 115V 60Hz
2 door freezer	BLUF36-WT-HC	9.5			189lbs 86kg	1/2	5.2A 115V 60Hz
	BLUF48-WT-HC	13.1			223lbs 101kg		6.0A 115V 60Hz
	BLUF60-WT-HC	16.7			267lbs 121kg		6.2A 115V 60Hz



**BLUR36-WT-HC / BLUF36WT-HC  
BLUR48-WT-HC / BLUF48-WT-HC**



**BLUR60-WT-HC / BLUF60-WT-HC**

# CHEST FREEZER



	Model	Cu.Ft	Basket	Weight	Basket	HP	AMP / Voltage
Chest Freezers	BCF56-HC	17.6	2	170lbs 77kg	4	1/2	2.4A 115V 60Hz
	BCF80-HC	24.7	6	256lbs 116kg	6	3/4	3.8A 115V 60Hz

**BCF56-HC**



**BCF80-HC**





REFRIGERATORS AND FREEZERS

# CHEF BASE

- Stainless steel cabinet construction
- Polyurethane insulation - foamed in place and environmentally safe
- Designed to accommodate countertop cooking equipment
- Heavy duty top panel
- Front breathing side mounted compressor
- R-290 refrigerant - increase energy efficiency by up to 25% compared to HFC refrigerant
- Lifetime guaranteed heavy duty all metal door handles
- Models have a temperature range between 33°F ~ 39°F
- Removeable front thermometer panel and grille for easy access to refrigeration system
- Four (4) 4" diameter swivel casters with front brakes standard
- All models equipped with NEMA 5-15 power plugs



# CHEF BASE



	Model	Cu.Ft	Drawers	Full Pans	Casters	Weight	HP	AMP / Voltage
2 drawer refrigerator	BACB36-HC	5.7	2	2 Full + 2 Half	4	170lbs 77kg	1/4	3.0A 115V 60Hz
	BACB48-HC	8.6		4 Full + 2 Half		207lbs 94kg		
	BACB53M-HC	9.8		6		220lbs 100kg		



**BACB36-HC / BACB48-HC**



**BACB53M-HC**

# CHEF BASE



	Model	Cu.Ft	Drawers	Full Pans	Casters	Weight	HP	AMP / Voltage
4 drawer refrigerator	BACB74M-HC	14.3	4	8	6	282lbs 128kg	3/8	3.0A 115V 60Hz
	BACB86M-HC	17.2		10	6	317lbs 143kg		3.5A 115V 60Hz
	BACB96M-HC	21.4		12	6	342lbs 155kg		3.5A 115V 60Hz



**BACB60M-HC / BACB74M-HC**



**BACB86M-HC**



**BACB96M-HC**





COOLERS

# BAR EQUIPMENT

- Galvanized steel cabinet with stainless steel floor construction
- Polyurethane insulation - foamed in place and environmentally safe
- Most models are equipped with front breathing side mounted compressor
- BBB23 and BDD23 models have back-mounted compressors
- R-290 refrigerant - increase energy efficiency by up to 25% compared to HFC refrigerant
- Models have a temperature range between 33°F ~ 39°F
- Optional casters - casters are standard on BBB23 and BDD23 models
- All models equipped with NEMA 5-15 power plugs



COOLERS

# KEG COOLER

Standard 12" stainless steel beer tower

Heavy duty stainless steel counter top

Recessed door handles

1" height adjustable shelving

Field reversible door - BDD23 model only

**Stainless steel models available (special order)**



	Model	Cu.Ft	Barrels (1/2)	Towers	Weight	HP	AMP / Voltage
<b>1 door Keg Cooler</b>	BDD23-1B(S)-HC	7	1	1 Single	126lbs 57kg	1/4	2.5A 115V 60Hz
<b>2 door Keg Cooler</b>	BDD59-2B(S)-HC	19	2	2 Single	216lbs 97kg	3/8	3.8A 115V 60Hz
	BDD69-3B(S)-HC	23	3	1 Single 1 Twin	240lbs 107kg		
<b>3 door Keg Cooler</b>	BDD90-4B(S)-HC	31.5	4	2 Twin	298lbs 135kg		




COOLERS

# BOTTLE COOLER

- Stainless steel top with sliding lid doors
- Standard bottle cap opener and cap catcher
- Adjustable polyethylene dividers
- Sliding lid door locks
- Stainless steel flooring with drain



	Model	Cu.Ft	Weight	HP	AMP / Voltage
<b>1 door Bottle Cooler</b>	BBC-36B-HC	9.9	128lbs 58kg	1/4	2.5A 115V 60Hz
<b>2 door Bottle Cooler</b>	BBC-50B-HC	14.8	196lbs 89kg	3/8	3.5A 115V 60Hz
	BBC-65B-HC	20.1	229lbs 104kg		
<b>3 door Bottle Cooler</b>	BBC-80B-HC	26	273lbs 124kg		
	BBC-95B-HC	31.3	302lbs 137kg		



# BACK BAR COOLER



Heavy duty stainless steel countertop


Recessed door handles

1" height adjustable shelving

**Stainless steel models are available (Special order)**

Field reversible door - BBB23 model only

	Model	Cu.Ft	Shelves	Weight	HP	AMP / Voltage
<b>1 door Back Bar Cooler</b>	BBB23-1B-HC	7.9	2	128lbs 58kg	1/4	2.5A 115V 60Hz
<b>2 door Back Bar Cooler</b>	BBB59-2B-HC	19.4	4	220lbs 99kg	3/8	3.8A 115V 60Hz
	BBB69-3B-HC	23.4		251lbs 113kg		
<b>3 door Back Bar Cooler</b>	BBB90-4B-HC	31.6	6	309lbs 140kg		



COOLERS

# GLASS DOOR BACK BAR




Heavy duty stainless steel countertop  
 Glass door model with all metal handles  
 1" height adjustable shelving

Stainless steel models available (Special order)


	Model	Cu.Ft	Shelves	Weight	HP	AMP / Voltage
<b>1 door Back Bar Glass Cooler</b>	BBB23-1BG-HC	7	2	132lbs 60kg	1/4	3.0A 115V 60Hz
<b>2 door Back Bar Glass Cooler</b>	BBB59-2BG-HC	19	4	236lbs 107kg	3/8	3.5A 115V 60Hz
	BBB69-3BG-HC	23		262lbs 118kg		
<b>3 door Back Bar Glass Cooler</b>	BBB90-4BG-HC	31.5	6	331lbs 150kg		



**BBB23-1BG-HC**



**BBB59-2BG-HC**



**BBB69-3BG-HC**



**BBB90-4BG-HC**

# NARROW BACK BAR COOLER



Heavy duty stainless steel countertop

Recessed door handles

24" narrow depth

1" height adjustable shelving

	Model	Cu.Ft	Shelves	Weight	HP	AMP / Voltage
2 door Narrow Back Bar Cooler	BNB-48BT-HC	11.6	4	168lbs 76kg	3/8	3.5A 115V 60Hz
	BNB-60BT-HC	15.6	4	212lbs 96kg		
3 door Narrow Back Bar Cooler	BNB-72BT-HC	19.6	6	262lbs 119kg		



# OPEN DISPLAY CASE

- Pre-coated steel interior and exterior
- High density foamed in-place polyurethane insulation environmentally safe
- Perforated interior rear wall and top vents for more efficient air circulation cooling
- Standard night curtain
- LED interior lighting
- Rear air guard
- Glass or solid side panels
- Plug in installation design
- Four 1" adjustable height shelves
- R-404A Refrigerant
- Self-contained bottom-mounted refrigeration system





# OPEN DISPLAY CASE



Pre-coated steel interior and exterior

High density foamed in-place polyurethane insulation environmentally safe

Perforated interior rear wall and top vents for more efficient air circulation cooling

Standard night curtain

	Model	Cu.Ft	Shelves	Weight	HP	AMP / Voltage	
<b>Open Display Case</b>  <b>G: Glass Sides</b> <b>S: Solid Sides</b>	BOD-36S	19.6	4	437lbs 198kg	1	16.5A 115V 60Hz	
	BOD-36G			472lbs 214kg			
	BOD-48S	26.8		525lbs 238kg			
	BOD-48G			560lbs 254kg			
	BOD-60S	33.9		591lbs 268kg			
	BOD-60G			633lbs 287kg			
	BOD-72S	41		8	743lbs 337kg	1 HP X 2	15A 208V -230V 60Hz
	BOD-72G				791lbs 358kg		



# *Blueair by* **BLUENIX**



  
**Southern Ice**  
EQUIPMENT DISTRIBUTORS  
Louisiana • Texas • Arizona • Arkansas • Mississippi • New Mexico

4202 E. Elwood, Ste. 15 Phoenix, AZ 85040  
Office: 602-470-2366