

KOOLAIRE[®]

by MANITOWOC

SUGGESTED LIST PRICE STANDARD EQUIPMENT AND ACCESSORIES

2023 PRICE LIST

ENGINEERED
FOR EASE



EFFECTIVE | JANUARY 1, 2023

TABLE OF CONTENTS

3-4 | CUBE MACHINES

5 | REMOTE CONDENSING UNITS

5 | REMOTE CONDENSING UNITS AND ICE STORAGE BINS

6 | ADAPTERS, BAFFLES, DEFLECTORS

6 | DESCALER AND SANITIZER

6-7 | WATER FILTERS

7 | ACCESSORIES

7 | REFERENCE TABLES

NOTATIONS

Shipping weights are approximate.

TERMS

TERMS

Terms are as Company may extend to purchaser.

PRICES

Prices are Ex-works Covington Tennessee. All prices and specifications are subject to change without notice.

COMMERCIAL WARRANTY

- 3-year parts and labor coverage on ice machine, standard remote, bins and accessories.
- 5-year parts/labor coverage on Koolaire evaporators
- 5 years parts / 3 years labor coverage on Koolaire compressors

RESIDENTIAL WARRANTY

- 1-year parts-and-labor

ICE SIZES

DICE KUBE: 7/8 in x 7/8 in x 7/8 in /
2.22 x 2.22 x 2.22 cm 100%
ice to water ratio.

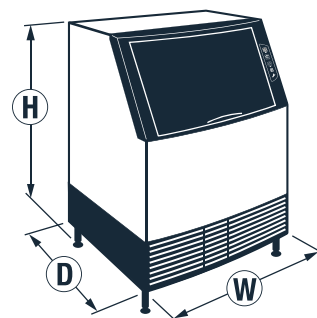
HALF KUBE: 3/8 in x 1-1/8 in x 7/8 in /
0.95 x 2.86 x 2.22 cm 100%
ice to water ratio.

ICE STORAGE CAPACITY

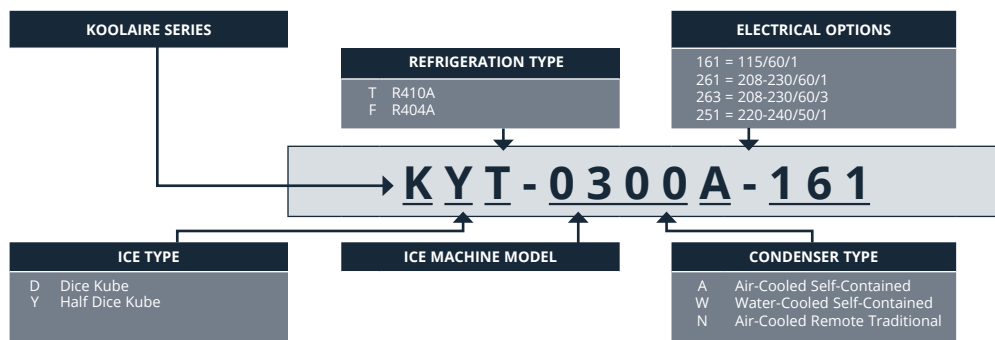
Koolaire Bins are AHRI certified. AHRI certifies the internal volume is measured correctly. Calculations for ice storage bins varies by manufacturer. Realistic measurement of how much an ice bin will hold without manual intervention, use the 2017 AHRI Storage capacity. When AHRI measurement is not reference, compare internal cubic ft. or volume for an accurate comparison of size.

DIMENSION DRAWINGS

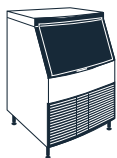
Height includes legs set at 6 in / 15.2 cm. Legs adjust from 6 in / 15.2 cm to 7.5 in / 19.1 cm.



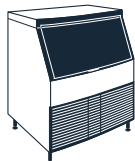
HOW TO READ A MODEL NUMBER



UNDERCOUNTER ICE MACHINES



W 26" X D 26.5" X H 38.5"
W 66 cm X D 67.3 cm X
H 97.8 cm
* 169 lbs / 77 kg (70/50 °F)
114 lbs / 52 kg (90/70 °F)



W 30" X D 28.15" X H 38.5"
W 76.2 cm x D 71.5 cm x
H 97.8 cm
* 258 lbs / 117 kg (70/50 °F)
190 lbs / 86 kg (90/70 °F)

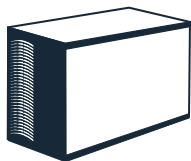
| 150 | MODEL | SHIPPING WEIGHT | | 115/60/1 | 208-230/60/1 -261 | 208-230/60/3 -263 | 230/50/1 -251 |
|-----|----------|-----------------|---------|----------------|----------------------|----------------------|------------------|
| | KDF0150A | 155 lb | 70.3 kg | \$5,456 | | | |
| | KYF0150A | 155 lb | 70.3 kg | \$5,456 | | | |

Application storage capacity 92 lbs/ 42kg.
AHRI certified measured volume 3.1 cu. ft.

| 250 | MODEL | SHIPPING WEIGHT | | 115/60/1 | 208-230/60/1 -261 | 208-230/60/3 -263 | 230/50/1 -251 |
|-----|----------|-----------------|-------|----------------|----------------------|----------------------|------------------|
| | KDF0250A | 210 lb | 95 kg | \$7,115 | | | |
| | KYF0250A | 210 lb | 95 kg | \$7,115 | | | |

Application storage capacity 134 lbs/61 kg.
AHRI certified measure volume at 4.5 cubic ft.

ICE MACHINES




W30"x D 24.5"x H 21.5"
W 76.2 cm x D 62.2 cm x H 54.6 cm
KYT0300A: *330 lbs (150 kg)
70/50 °F: 230 lbs (104 kg) 90/70 °F

| 300 | MODEL | SHIPPING WEIGHT | | 115/60/1 | 208-230/60/1 -261 | 208-230/60/3 -263 | 230/50/1 -251 | REPLACES MODELS |
|-----|----------|-----------------|-------|-----------------|----------------------|----------------------|------------------|--------------------|
| | KDT0300A | 137 lb | 63 kg | \$6,203★ | | | | KD0250A |
| | KYT0300A | 137 lb | 63 kg | \$6,203★ | | | | KY0250A |

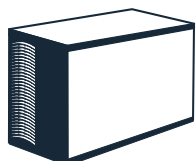
★ ENERGY STAR®

* Daily ice production based on half-kube air-cooled condenser model at the air temperature/water temperature indicated.

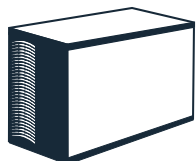
ICE MACHINES



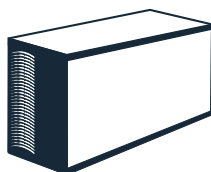
W 22"x D 24.5" x H 21.5"
W 55.9 cm x D 62.2 cm x
H 54.6 cm
KYT0420A: *450 lbs (204 kg)
70/50°F:
360 lbs (163 kg) 90/70°F



W 30" X D 24.5" X H 21.5"
W 76.2 cm X D 62.2 cm X
H 54.6 cm
KYT0400A: *450 lbs(204 kg)
70/50°F; 350 lbs(159 kg)
90/70°F
KYT0500A: *550 lbs(249 kg)
70/50°F;
425 lbs(193 kg) 90/70°F
KYT0700A: *740 lb (336 kg)
70/50F 580 lbs (263 kg) 90/70F



W 30" X D 24.5" X H 29.5"
W 76.2 cm X D 62.2 cm X
H 74.9 cm
KYT1000A:*960 lbs(435 kg)
70/50F:
775 lbs (352 kg) 90/70°F



W 48" X D 24.5" X H 29.5"
W 121.9 cm X D 62.2 cm X
H 74.9 cm
KYT1700A:*1652 lb (749 kg)
70/50F: 1334 lb (605 kg) 90/70F

| 420 | MODEL | SHIPPING WEIGHT | | 115/60/1 -161 | 208-230/60/1 -261 | 208-230/60/3 -263 | 230/50/1 -251 | REPLACES MODELS |
|-----|----------|-----------------|---------|------------------|----------------------|----------------------|------------------|--------------------|
| | KDT0420A | 143 lb | 63.9 kg | \$6,733 | \$6,808 | | \$6,793 | KD0420A |
| | KDT0420W | 137 lb | 63 kg | \$7,069 | \$7,144 | | | KY0250A |
| | KYT0420A | 145 lb | 65.8 kg | \$6,733★ | \$6,808★ | | \$6,793 | KY0420A |
| | KYT0420W | 140 lb | 63.5 kg | \$7,069 | | | | KY0420W |

| 400 / 500 / 700 | MODEL | SHIPPING WEIGHT | | 115/60/1 -161 | 208-230/60/1 -261 | 208-230/60/3 -263 | 230/50/1 -251 | REPLACES MODELS |
|-----------------|----------|-----------------|---------|------------------|----------------------|----------------------|------------------|--------------------|
| | KDT0400A | 153 lb | 69.4 kg | \$6,757 | \$6,832 | | | KD0350A |
| | KDT0400W | 147lb | 66.7 kg | \$7,094 | | | | KD0350W |
| | KYT0400A | 153 lb | 69.4 kg | \$6,757★ | \$6,832★ | | | KY0350A |
| | KYT0400W | 147 lb | 66.7 kg | \$7,094 | | | | KY0350W |
| | KDT0500A | 156 lb | 70.1 kg | \$7,337★ | | | \$7,397 | KD0500A |
| | KDT0500W | 163 lb | 73.9 kg | \$7,704 | | | | KD0500W |
| | KYT0500A | 159 lb | 72.1 kg | \$7,337★ | | | | KY0500A |
| | KYT0500W | 163 lb | 73.9 kg | \$7,704 | | | | KY0500W |
| | KDT0700A | 167 lb | 75.8 kg | | \$8,524 | | \$8,584 | KD0600A |
| | KDT0700W | 176 lb | 79.8 kg | | \$8,950 | | | KD0600W |
| | KYT0700A | 167 lb | 75.8 kg | | \$8,524★ | | \$8,584 | KY0600A |
| | KYT0700W | 176 lb | 79.8 kg | | \$8,950 | | | KY0600W |

| 1000 / 1700 | MODEL | SHIPPING WEIGHT | | 115/60/1 -161 | 208-230/60/1 -261 | 208-230/60/3 -263 | 230/50/1 -251 | REPLACES MODELS |
|-------------|----------|-----------------|----------|------------------|----------------------|----------------------|------------------|--------------------|
| | KDT1000A | 241 lb | 109.3 kg | | \$11,470 | | \$11,695 | KD1000A |
| | KDT1000W | 245 lb | 111.1 kg | | \$12,043 | | | KD1000W |
| | KDT1000N | 245 lb | 111.1 kg | | \$11,270 | | | KD1000N |
| | KYT1000A | 241 lb | 109.3 kg | | \$11,470 | | | KY1000A |
| | KYT1000W | 245 lb | 111.1 kg | | \$12,043 | | | KY1000W |
| | KYT1000N | 245 lb | 111.1 kg | | \$11,270 | | | KY1000N |
| | KDT1700A | 292 lb | 132.4 kg | | \$17,021 | | \$17,246 | NEW |
| | KDT1700W | 298 lb | 135.2 kg | | \$17,872 | | | NEW |
| | KDT1700N | 293 lb | 132.9 kg | | \$16,838 | | | NEW |
| | KYT1700A | 292 lb | 132.4 kg | | \$17,021 | | \$17,246 | NEW |
| | KYT1700W | 298 lb | 135.2 kg | | \$17,872 | | | NEW |
| | KYT1700N | 293 lb | 132.9 kg | | \$16,838★ | | | NEW |

NOTE: Please add an "A" suffix after the 261 for the remote KT1000N

Please add an "A" suffix after the 261 and 251 air and water cooled KT1700 and an "E" to remote KT1700N

★ ENERGY STAR®

* Daily ice production based on half-kube air-cooled condenser model at the air temperature/water temperature indicated.

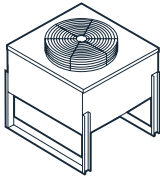
ICE STORAGE BINS

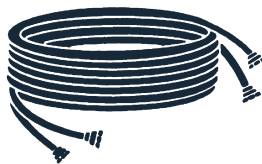
| ICE STORAGE BINS | ICE STORAGE BINS | | MODEL | | SHIPPING WEIGHT | | LIST PRICE |
|------------------|--|---|---|--|-----------------|-----------------|------------|
| |  | W 22" X D 34" X H 50" W 55.9 cm X D 86.4 cm X H 127 cm Application storage 383 lbs /173 kg. AHRI certified measured volume 12.9 cu. ft / .37 cu. m. |  | | K420 | 108 lb 49 kg | \$2,602 |
| |  | W 30" X D 34" X H 38" W 76.2 cm X D 86.4 cm X H 96.5 cm Application storage 365 lbs /165 kg. AHRI certified measured volume 12.3 cu. ft / .35 cu. m. |  | | K400 | 91 lb 41 kg | \$2,467 |
| |  | W 30" X D 34" X H 50" W 76.2 cm X D 86.4 cm X H 127 cm Application storage 532 lbs /241 kg. AHRI certified measured volume 17.9 cu. ft / .51 cu. m. |  | | K570 | 115 lb 52 kg | \$2,996 |
| |  | W 48" X D 34" X H 50" W 121.9 cm X D 86.4 cm X H 127 cm Application storage 882 lbs / 400 kg. AHRI certified measured volume 29.7 cu. ft / .84 cu. m. |  | | K970 | 150 lb 68 kg | \$4,190 |

*Application storage capacity for bins based on 90% of total volume in cubic feet x 33 lbs/ ft³ average density of ice.

**ALL ITEMS REMAINING IN THE PRICE BOOK ARE SHARED WITH THE MANITOWOC BRAND.
PLEASE USE THE MANITOWOC DISCOUNT FOR THESE ITEMS.**

For additional ice storage options contact your Manitowoc distributor.

| STANDARD REMOTE UNITS | | MODEL | ELECTRICAL | SHIPPING WEIGHT | | LIST PRICE |
|---|---|-------|-----------------|-----------------|-------|------------|
|  | JCT1200-261 | | 208-230V/60HZ/1 | 78 lb | 35 kg | \$2,971 |
| | JCT1200-261Q | | 208-230V/60HZ/1 | 79 lb | 35 kg | \$3,271 |
| | <i>Remote Condenser for the KT1000, Q designated coated condenser</i> | | | | | |
| | JCT1500-261 | | 208-230V/60HZ/1 | 80 lb | 36 kg | \$3,236 |
| | JCT1500-261Q | | 208-230V/60HZ/1 | 81 lb | 36 kg | \$3,536 |
| <i>Remote Condenser for the KT1700, Q designates coated condenser</i> | | | | | | |

| STANDARD REMOTE TUBING KITS | | |
|---|-----------|--|
|  | RT20R410A | 20 ft./6.1m tubing kit (K_T1000) precharged with quick connects \$623 |
| | RT35R410A | 35 ft./10.7m tubing kit (K_T1000) precharged with quick connects \$768 |
| | RT50R410A | 50 ft./15.2m tubing kit (K_T1000) precharged with quick connects \$924 |
| | RL20R410A | 20 ft./6.1m tubing kit (K_T1700) precharged with quick connects \$623 |
| | RL35R410A | 35 ft./10.7m tubing kit (K_T1700) precharged with quick connects \$768 |
| | RL50R410A | 50 ft./15.2m tubing kit (K_T1700) precharged with quick connects \$924 |

BIN ADAPTERS, DISPENSER BAFFLES, FILLER PANELS & ICE DEFLECTORS KITS

| KIT | DESCRIPTION | SHIPPING WEIGHT | SUGGESTED LIST PRICE |
|--|--|-----------------|----------------------|
| K00472 | Bin Adapter: for 22"/55.9 cm Koolaire Kuber ice machines on a 30/70.6cm K 400 or K570 bin | 8 lb / 4kg | \$443 |
| K00473 | Bin Adapter: for 22"/55.9cm Koolaire Kuber on a K970 bin. | 35 lb / 16 kg | \$741 |
| K00470 | Bin Adapter: for 30"/76.2 cm Koolaire Kuber ice machines on a 48"/121.9cm K970 bin | 34 lb / 15 kg | \$741 |
| K00347 | Ice Deflector required for 30"/76.2 cm Koolaire Kuber with front facing evaporators on Manitowoc LB & F-style bin (universal) | 5 lb / 3 kg | \$271 |
| K0034900 | Ice Deflector required for 48" /121.9 cm Koolaire Kuber a Manitowoc LB & F-style Bin. (universal) | 10 lb / 5 kg | \$319 |
| K302200 | Bin Adapter for 22" /55.9cm Koolaire KT420 machine on a Manitowoc F700 bin. | 40 lb / 18 kg | \$1,317 |
| K303000 | Replacement bin adapter for 30"/76.2 cm Koolaire Kuber on a Manitowoc F700 bin (Included with bin) | 45 lb / 20 kg | \$1,415 |
| K483048 | Replacement bin adapter for 30"/76.2 cm and 48"/121.9cm Koolaire Kuber on a Manitowoc F1300 bin (Included with bin) | 45 lb / 20 kg | \$1,414 |
| K603030 | Bin Adapter for two 30"/ 76.2 cm Koolaire Kubers Side by Side on a Manitowoc F1325 or F1650 bin (remote or water cooled) | 52 lb / 24 kg | \$1,639 |
| K603048 | Replacement bin adapter for 30"/76.2 cm and 48"/ 121.9 cm Koolaire Kuber on a Manitowoc F1325 or F1650 bin (included with the bin) | 52 lb / 24 kg | \$1,639 |
| K0034800 | Dispenser baffle for a 22"/55.9 cm Koolaire Kuber used on any dispenser application. Dispenser baffles are included with Manitowoc dispensers, no need to order | 3 lb / 1kg | \$123 |
| K00346 | Dispenser baffle for a 30"/76.2cm Koolaire Kuber used on any dispenser application. Dispenser baffles are included with Manitowoc dispensers, no need to order | 3 lb / 1kg | \$110 |
| K00506 | Replacement filler panels for 22"/ 55.9 Koolaire Kuber machine on a Manitowoc LB0730 (included with bin) | 5 lb /3 kg | \$323 |
| K00507 | Replacement filler panels for 30" / 76.2 cm Koolaire Kuber machine on a Manitowoc LB1448/1460/1760 (included with bin) | 5 lb /3 kg | \$359 |
| K00508 | Replacement filler panels for 22" / 55.9 cm Koolaire Kuber machine on a Manitowoc LB1448/1460/1760 (included with bin) | 5 lb /3 kg | \$323 |
| K00509 | Replacement filler panels for 30" / 76.2 cm Koolaire Kuber machine on a Manitowoc LB0730 (included with bin) | 5 lb /3 kg | \$359 |
| KLB302230 | Replacement bin adapter for 22" /55.9cm and 30"/76.2cm Koolaire Kuber on a Manitowoc LB730 bin (included with bin) | 40 lb / 18 kg | \$1,473 |
| KLB483048 | Replacement bin adapter for 22"/55.9 cm, 30" / 76.2 cm or 48" /121.9 cm Koolaire Kuber on a Manitowoc LB1448 (included with bin) | 45 lb / 20 kg | \$1,594 |
| KLB603048 | Replacement bin adapter for 22"/55.9cm , 30"/76.2 cm and 48"/121.9 cm Koolaire Kuber on Manitowoc LB1460 or LB1760 (included with bin) | 52 lb / 24 kg | \$1,594 |
| KLB602222 | Required Bin adapter for 2-22" / 55.9 cm side by side Koolaire Kuber, water cooled or with top air discharge on a Manitowoc LB1460 or LB1760 | 52 lb / 24 kg | \$2,089 |
| KLB603030 | Required Bin adapter for 2-30"/76.2cm Koolaire Kubers side by side on Manitowoc LB1460 or LB1760 bins (remote, water cooled or Top Air discharge) | 60 lb / 27 kg | \$2,089 |
| KLB613048 | Replacement bin adapter for 22"/55.9cm 30"/76.2 cm or 48"/121.9 cm Koolaire Kuber on a Manitowoc LB0730 (included with bin) | 60 lb / 27 kg | \$1,594 |
| KLB612222 | Required Bin adapter for 2-22" / 55.9 cm side by side Koolaire Kuber, water cooled or air cooled with top air discharge on a Manitowoc LB0730 | 60 lb / 27 kg | \$2,208 |
| KLB613030 | Required Bin adapter for 2- 30"/76.2cm Indigo NXT, RFF or RNF side by side on Manitowoc LB0730 bins (remote, water cooled or Indigo NXT with Top Air discharge) | 60 lb / 27 kg | \$2,208 |
| LIQUID DESCALER AND SANITIZER FOR KUBER MACHINES | | | |
| 94-0580-3 | Liquid Descaler: 1 gallon / 3.78 L (sold in cases of 4) | 42 lbs / 19 kg | SEE PARTS |
| 94-0581-3 | Liquid Sanitizer : 1 gallon/3.78L (sold in cases of 4) | 42 lbs / 19 kg | SEE PARTS |
| POWDER DESCALER AND RINSE FOR KUBER MACHINES- AMERICAS MARKETS | | | |
| 000016265 | Powder Descaler: 3 oz/ 85 g (sold in cases of 48 packets) E/S/F | 11 lbs / 4 kg | SEE PARTS |
| 000016278 | Powder Rinse: 1.2 oz / 34 g (sold in cases of 48 packets) E/S/F - Language English/Spanish/French | 6 lbs / 3 kg | SEE PARTS |
| 000016287 | Powder Descaler Starter Kit (sold in cases of 6 kits) E/S/F | 7 lbs / 3 kg | SEE PARTS |
| 000016291 | Powder Rinse Starter kit (sold in cases of 6 kits) E/S/F - Language English/Spanish/French | 5 lbs / 2 kg | SEE PARTS |
| POWDER STARTER KITS INCLUDE: 8 PACKETS, MIXING VESSEL WITH LID, INSTRUCTION SHEET. LANGUAGE: ENGLISH/SPANISH/FRENCH | | | |
| CLEAN AIR PACK | | | |
| K00206 | Clean Air Pack: 6 replacement packets, 1 basket, 2-Fasteners. For Koolaire Modular machines only. Not applicable for Under counters | 1 lbs / .5 kg | \$392 |
| ARCTIC PURE PLUS - WATER FILTER SYSTEMS | | | |
| AR-PRE-P | Arctic Pure Plus: Pre-filter assembly includes head, shroud, hardware, mounting assembly and one filter cartridge. Use on all machines. <i>(Price is for one but sold in a case of 6 systems)</i> | 21 lbs/10 kg | \$393 |
| AR-10000-P | Arctic Pure Plus: Primary filter assembly includes head, shroud, hardware, mounting assembly and one filter cartridge. Use on KF0150, KF0250, KT0300, KT0400, KT0420, KT0500 and KT0700. <i>(Price is for one but sold in a case of 6 systems)</i> | 25 lbs/ 11 kg | \$545 |
| AR-20000-P | Arctic Pure Plus: Primary filter assembly includes head, shroud, hardware, mounting assembly and one filter cartridge. Use on KT1000. <i>(Price is for one but sold in a case of 6 systems)</i> | 20 lbs/ 9 kg | \$663 |
| AR-40000-P | Arctic Pure Plus: Primary filter assembly includes head, shroud, hardware, mounting assembly and one filter cartridge. Use on KT1700. <i>(Price is for one but sold in a case of 6 systems)</i> | 24 lbs/ 11kg | \$912 |
| ARCTIC PURE PLUS WATER FILTER REPLACEMENT CARTRIDGES (SOLD IN MASTER PACKS INDICATED BELOW) | | | |
| K00496 | AR-PRE-P replacement cartridge. <i>(Price is for a case of 12)</i> | 22 lbs /10 kg | \$1,391 |
| K00493 | AR-10000-P replacement cartridge. <i>(Price is for a case of 12)</i> | 29 lbs/ 13 kg | \$1,865 |
| K00494 | AR-20000-P replacement cartridge. <i>(Price is for a case of 12)</i> | 19 lbs/9 kg | \$3,157 |
| K00495 | AR-40000-P replacement cartridge. <i>(Price is for a case of 12)</i> | 27 lbs/12 kg | \$4,901 |

ARCTIC PURE - WATER FILTER AND ACCESSORIES


| KIT | ARCTIC PURE WATER FILTER REPLACEMENT CARTRIDGES | SHIPPING WEIGHT | SUGGESTED LIST PRICE |
|--|---|-----------------------------|----------------------|
| <i>NOT COMPATIBLE WITH ARCTIC PURE PLUS (SOLD IN MASTER PACKS INDICATED BELOW)</i> | | | |
| K00337 | AR-PRE replacement cartridge (sold in case of 12) | 11 lbs / 5kg | \$1,391 |
| K00338 | AR-10000 replacement cartridge (sold in case of 12) | 22 lbs/10 kg | \$1,865 |
| K00339 | AR-20000 replacement cartridge (sold in case of 6) | 33 lbs / 15 kg | \$1,579 |
| K00344 | Bracket for Arctic Pure water filter | 10 lbs /4 kg | \$123 |
| ACCESSORIES | | | |
| 00011765 | 82 oz./2.4 L White scoop used in the K420, K400, K570 and K970 bins. | SEE PARTS PRICE LIST | |
| K00063 | 2.5" Casters for use with Koolaire Undercounters. 4 ea. non-locking swivel. | 2 lb / 1 kg | \$438 |
| K00064 | 2.5" casters for use with Koolaire Undercounters. 2 ea. locking swivel and 2 ea. non-locking swivel. | 2 lb / 1 kg | \$475 |
| K00068 | Replacement Bags/Ties – includes 1,000 bags (4 packs of 240) and ties | 34 lb / 15 kg | \$577 |
| K00138 | Adjustable caster legs 7.625-8.625 inches/19.4-21.9 cm – stainless steel. Not for use with 22"/55.9 cm unit. 2-locking, 2-non-locking | 16 lb / 7 kg | \$1,041 |
| K00146 | Ice Bagger assembly, included bagger, K-bin adapter, 250 bags and ties. Stainless steel finish | 25 lb / 11kg | \$1,008 |
| K00449 | Top air discharge kit for K-Series K1000, KT1000 | 18 lb / 9kg | \$670 |
| K00379 | Top air discharge kit for K-Series K250,KT300,K350,KT400,K500, KT500,K600, KT700. | 18 lb / 9kg | \$670 |
| K00438 | Top air discharge kit for K-Series K420 and KT420 | 17 lb / 8 kg | \$670 |
| K00441 | 4 replacement legs for Koolaire Bins, K420, K400, K570, K970, K0170 and K0270 under counters (Adjust 6-7"/ 15.2-17.8 cm) | 5 lb / 2 kg | \$219 |
| K00454 | Standard Replacement bulb for Luminice II | .5 lbs / .23 kg | \$138 |
| K00455 | Remote Luminice II external LED indicator | .5 lbs / .23 kg | \$75 |
| K00457 | Dispenser Thermostat Kit - for use on dispensers only. Reduces ice machine overfill and condensation problems in high humidity locations. Includes universal mounting bracket. For Koolaire Modular ice machines. | 18 lb / 9 kg | \$503 |
| K00461 | External Multi-Mount Scoop holder (does not work with 0011765. Order plastic 000015595 or K00463 metal scoops) | 3 lbs / 1 kg | \$221 |
| K00463 | NSF, Limited Life Time Guarantee, Metal scoop. (Works with K00461 external scoop holder | 11 lbs/ 5kg | \$178 |
| K00481B | Top air discharge kit for K Series 48" KT1700 | 29 lbs/ 13kg | \$670 |
| K00520 | Luminice II Virus and Bacteria Inhibitor kit for Koolaire KT0300-KT1000. | 5 lbs / 2.2 kg | \$823 |
| K00521 | Luminice II Virus and Bacteria Inhibitor kit for Koolaire KT1700 | 5 lbs / 2.2 kg | \$823 |
| K00528 | High Intensity Replacement bulb for Luminice II - use with KT1700 or smaller units with challenging conditions | .5 lbs / .23 kg | \$161 |

| KOOLAIRE BIN ADAPTER & ICE DEFLECTOR KITS | | | | | | | |
|---|----------|-------------------|-----------------|--------------------------|--------------------------|--------------------------|----------|
| MODELS | MACHINES | KT0420 | KT0300 | KT0400 KT0500 | KT0700 | KT1000 | KT1700 |
| D320 - MANITOWOC | 1 | | N.A. | N.A. | N.A. | N.A. | N.A. |
| K400- KOOLAIRE | 1 | K00472 | | | | | N.A. |
| K420- KOOLAIRE | 1 | | N.A. | N.A. | N.A. | N.A. | N.A. |
| K570- KOOLAIRE | 1 | K00472 | | | | | N.A. |
| K970- KOOLAIRE | 1 | K00473 | K00470 | K00470 | K00470 | K00470 | |
| | 2 | K00371. | N.A. | N.A. | N.A. | N.A. | N.A. |
| F700 / LB0730- MANITOWOC | 1 | N.A. | N.A. | N.A. | K00347 | K00347 | N.A. |
| F1300 / LB1448-MANITOWOC | 1 | N.A. | N.A. | N.A. | K00347 | K00347 | K0034900 |
| F1325- MANITOWOC F1650-MANITOWOC | 1 | N.A. | N.A. | N.A. | K00347 | K00347 | K0034900 |
| | 2 | N.A. | N.A. | N.A. | K00347(2) & K603030 | K00347(2) & K603030 | N.A. |
| LB1460- MANITOWOC LB1760 - MANITOWOC | 1 | N.A. | N.A. | N.A. | K00347 | K00347 | K0034900 |
| | 2 | N.A. | N.A. | N.A. | K00347(2) & KLB603030 | K00347(2) & KLB603030 | N.A. |
| FC1350 - MANITOWOC | 1 | N.A. | N.A. | N.A. | K00347 | K00347 | K0034900 |
| | 2 | N.A. | N.A. | N.A. | K00347(2) & K613030 | K00347(2) & K613030 | N.A. |
| LBCS1360- MANITOWOC | 1 | N.A. | N.A. | N.A. | K00347 | K00347 | K0034900 |
| | 2 | N.A. | N.A. | K00347(2) & KLB613030 | K00347(2) & KLB613030 | K00347(2) & KLB613030 | N.A. |
| NON-MANITOWOC DISPENSERS | 1 | K0034800 (baffle) | K00346 (baffle) | K00346 (baffle) | K00346 (baffle) | K00346 (baffle) | N.A. |

NOTE: Adapter included with single head application. Deflectors are required for ALL LB and F bins.
N.A. means not a practical application or no adapter option available. LB Style bins available in Q2

| ICE DEFLECTORS | |
|--|----------------------------------|
| KOOLAIRE MODEL | NON MANITOWOC DISPENSERS |
| K_T300, K_T400, K_T500, K_T700, K_T1000 K_T1700 | K00347 K0034900 |
| DISPENSER BAFFLES | |
| KOOLAIRE MODEL | NON MANITOWOC DISPENSERS |
| K_T420 K_T300, K_T400, K_T500, K_T600, K_T1000 | K0034800 K00346 |

SCAN THE CODE BELOW TO LOCATE A DEALER, DISTRIBUTOR OR
SALES REPRESENTATIVE IN YOUR AREA.



OR GO TO
[HTTP://WWW.KOOL-AIRE.COM/SALES/SALES-LOCATORS](http://WWW.KOOL-AIRE.COM/SALES/SALES-LOCATORS)

SPEC SHEETS FOR KOOLAIRE EQUIPMENT ARE AVAILABLE
ONLINE AT WWW.KOOL-AIRE.COM.

WARRANTY:
ICE MAKER - 3 YEAR PARTS & LABOR
EVAPORATOR - 5 YEAR PARTS & LABOR
COMPRESSOR - 5 YEAR PARTS & 3 YEAR LABOR
BINS - 3 YEAR PARTS & LABOR
REMOTE CONDENSER - 3 YEAR PARTS & LABOR



AutoQuotes

CONTINUING PRODUCT IMPROVEMENT MAY NECESSITATE CHANGE OF SPECIFICATIONS WITHOUT NOTICE.