

PRELIMINARY

Project:



[Scan for more info!](#)
Owners manual
Install guide

iN2-DD2P

ProFusion Beverage
Dispensing System



N₂ and CO₂ Beverages on Tap

- Plug and play; factory assembled system.
- The ProFusion system uses one cold keg of cold brew coffee, tea or your craft beverage of choice and dispenses two different style beverages from a single keg (Nitrogenated and Still Beverage on Tap).
- Simple set-up: one keg connection and one gas connection.
- ProFusion Injector equipped with two secondary regulators, feeding both the keg and injector.
- Built in stainless steel particulate filter, 50 micron, washable and reusable.
- Optional custom tap handles available.

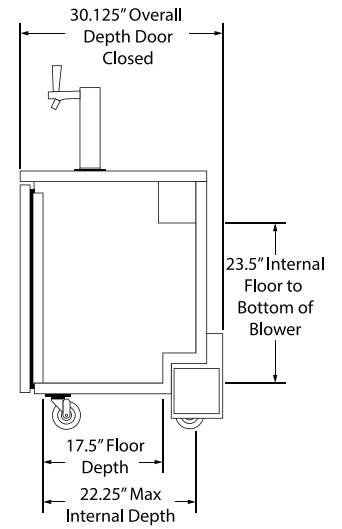
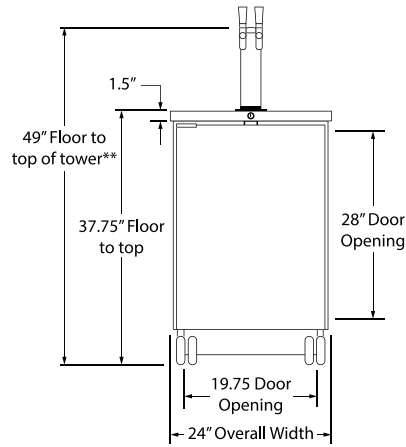
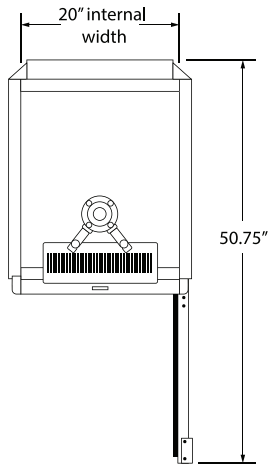
Specifications

- Two tap, air cooled, column tower with stainless steel faucets
- 24"W x 30.125"D x 49.25"H*
- ** Actual height varies depending on tap handle style
- Weight: 174 lbs
- iN2-2P Injector, two product device
- N₂ primary regulator
- Available with premix tank quick connect couplers or with D style keg coupler.

DD24HC direct draw cooler specifications:

- Volts: 115VAC/60Hz/1 Phase
- 4 AMPS
- Certifications for DD24HC:





ProFusion system configurations:

- **iN2-DD2P-P**
iN2 direct draw cooler system, two product tap, one premix tank connection.
- **iN2-DD2P-D**
iN2 direct draw cooler system, two product tap, one D style keg connector

Accessories:

- **CR-PMT-5G**
5 gallon premix tank



- **CR-PMT-2.5G**
2.5 gallon premix tank



- **1-2Coldbrew**
Cleaning and sanitizing kit for cold brew systems



- **Gas Ball Lock**
Disconnects for premix tank



- **Liquid Ball Lock**
Disconnects for premix tank



- **Keg Coupler**
D Style stainless steel



- **CR-CUSTAP**
Custom tap handles. Contact factory for options and details.

